



Report for NURS 4950 - 001 Distinguished Majors Seminar I Kimberly Acquaviva

Project Title: **2023 Fall Student Experience of Teaching**

Course Audience: **14**
Responses Received: **6**
Response Ratio: **42.86%**

Report Comments

Fall 2023 Individual Instructor Report by Section.

Final Report

Course Name: NURS 4950 - 001 Distinguished Majors Seminar I
Instructor Name: Kimberly Acquaviva

Evaluation Start Date: Nov 28 2023 12:00AM
Evaluation End Date: Dec 8 2023 12:00AM

Creation Date: **Thursday, January 4, 2024**

Fall 2023 Questionnaire

Course Preparation:

1. The average number of hours (per week) that I spent outside of class preparing for NURS 4950 - 001 Distinguished Majors Seminar I :
 - Less than 1
 - 1-3
 - 4-6
 - 7-9
 - 10 or more

Course Questions:

Answer the following questions based on your experience in NURS 4950 - 001 Distinguished Majors Seminar I.
(*Strongly Disagree, Disagree, Neutral, Agree, Strongly Agree*)

- 1)The course increased my enthusiasm for the topic.
- 2)Through this course I gained a deeper understanding of the subject matter.
- 3)I had access to the course materials I needed to learn, including access to required textbooks, course readings, technology tools, and other materials required for class assignments and projects.

*** If the above question generates a negative response, a branching question will be generated:**

3-A) You disagreed or strongly disagreed that you did not have access to the course materials you needed to learn. Please review the options below and select any of the reasons that may better describe what affected your access to course materials.

- Internet speed and reliability
- Internet connectivity
- It was difficult to obtain hand-on materials needed for the course
- I didn't have the funds to purchase the course materials
- The instructor didn't provide the course materials needed to learn
- Other: Please Specify

Learning Activities Question:

To what extent did the following learning activities contribute to your learning? (A Lot, A Moderate Amount, A Little, Not At All)

- Real-time lecture
- Recorded lectures
- Recorded video demonstrations
- Hands-on activities
- Real-time, whole-class discussion
- Real-time small-group discussion
- Online discussion boards
- Office hours

Open Comment Questions (Course):

- 1) Please tell us briefly how any of the above learning activities (or other activities not included above) contributed to your learning in this course.
- 2) What would you like the instructor and university administrators to know about your experience in this course?

Instructor Questions:

Answer the following questions based on your experience with Kimberly Acquaviva. Your constructive feedback will help your instructor identify what went well and ways to improve the course in the future.
(*Strongly Disagree, Disagree, Neutral, Agree, Strongly Agree*)

- 1) The instructor clearly communicated the course schedule and expectations for participation (e.g., readings, discussions).

- 2) The instructor clearly communicated the course learning objectives.
- 3) The instructor implemented learning activities and assignments that allowed me to demonstrate understanding of the course material.
- 4) The instructor provided me prompt and useful feedback on my learning.
- 5) The instructor provided opportunities for my active participation.
- 6) The instructor was available to help support my learning.
- 7) The instructor fostered an environment where I felt valued as an individual and that I belonged in the class.
- 8) Overall, the instructor was an effective teacher.
- 9) The instructor created an environment that respected difference and welcomed diverse perspectives.

*** A positive or negative response to the above question will generate a follow-up comment question.**

9A) You selected "AGREE or STRONGLY AGREE" on the previous question: Please give specific examples as to how Kimberly Acquaviva created an environment that respected difference and welcomed diverse perspectives.

9B) You selected "DISAGREE or STRONGLY DISAGREE" on the previous question: Please give specific examples as to how Kimberly Acquaviva did not create an environment that respected difference and welcomed diverse perspectives.

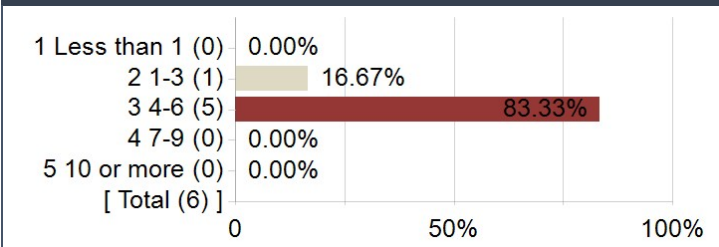
Open Comment Question (Instructor):

Your response to the open-ended question below will be shared only with Kimberly Acquaviva. If this course was taught by multiple instructors, you will have the opportunity to provide feedback to each. Please avoid using instructors' names in your responses to ensure confidentiality.

- 1) What constructive suggestions do you have to help Kimberly Acquaviva improve this course for future students?
-

Student Preparation

The average number of hours (per week) that I spent outside of class preparing for NURS 4950 - 001 Distinguished Majors Seminar I:



Statistics	Value
Response Count	6
Mean	2.83
Median	3.00
Standard Deviation	0.41

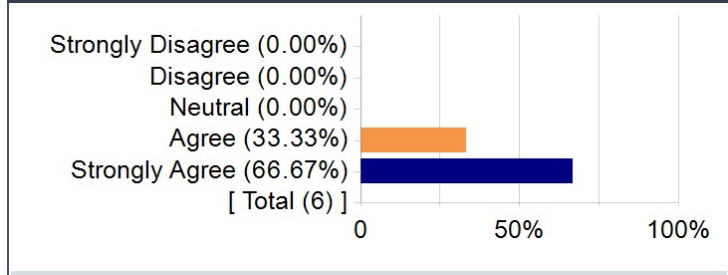
Course Questions

Mean values are displayed below.

Scale 1 = Strongly Disagree 2 = Disagree 3 = Neutral 4 = Agree 5 = Strongly Agree

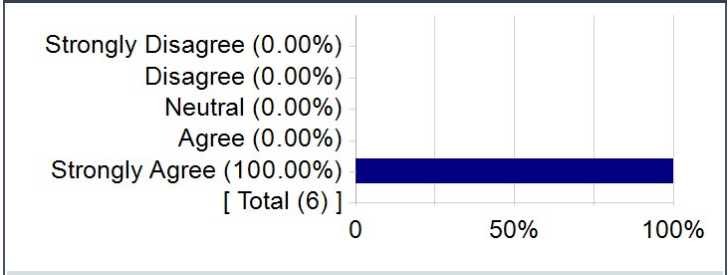
Question	Course (NURS 4950 001)		Department (NURSD)		School (NURS)		Institution (University of Virginia)	
	Response Count	Mean	Response Count	Mean	Response Count	Mean	Response Count	Mean
The course increased my enthusiasm for the topic.	6	4.67	1628	4.16	1633	4.16	67987	3.95
Through this course I gained a deeper understanding of the subject matter.	6	5.00	1628	4.41	1633	4.41	67963	4.30
I had access to the course materials I needed to learn, including access to required textbooks, course readings, technology tools, and other materials required for class assignments and projects.	6	4.83	1626	4.54	1631	4.54	67971	4.47

1. The course increased my enthusiasm for the topic.



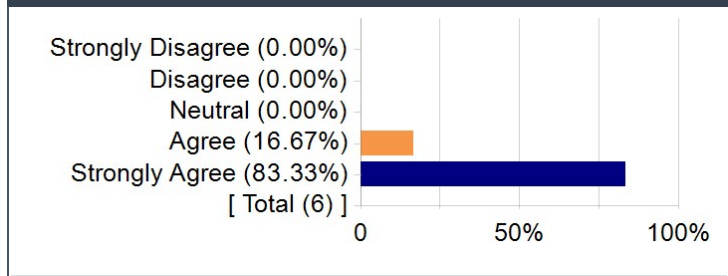
Options	Score	Count	Percentage
Strongly Disagree	1	0	0.00%
Disagree	2	0	0.00%
Neutral	3	0	0.00%
Agree	4	2	33.33%
Strongly Agree	5	4	66.67%
Statistics			Value
Mean			4.67
Median			5.00
Standard Deviation			0.52

2. Through this course I gained a deeper understanding of the subject matter.



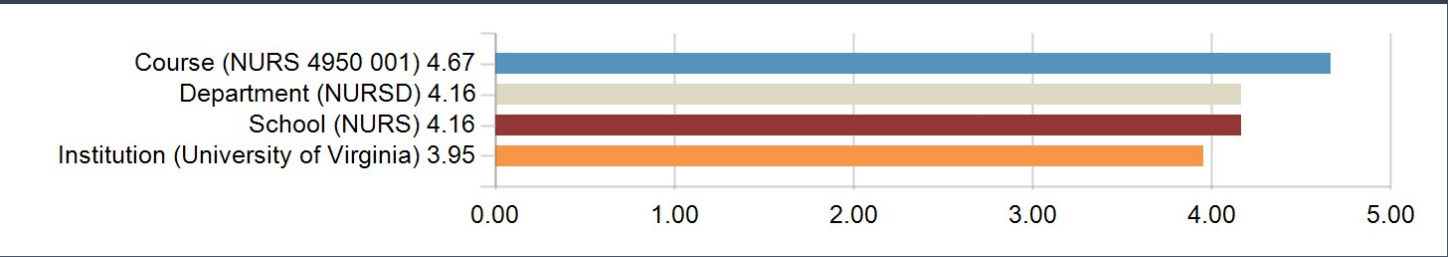
Options	Score	Count	Percentage
Strongly Disagree	1	0	0.00%
Disagree	2	0	0.00%
Neutral	3	0	0.00%
Agree	4	0	0.00%
Strongly Agree	5	6	100.00%
Statistics			Value
Mean			5.00
Median			5.00
Standard Deviation			0.00

3. I had access to the course materials I needed to learn, including access to required textbooks, course readings, technology tools, and other materials required for class assignments and projects.

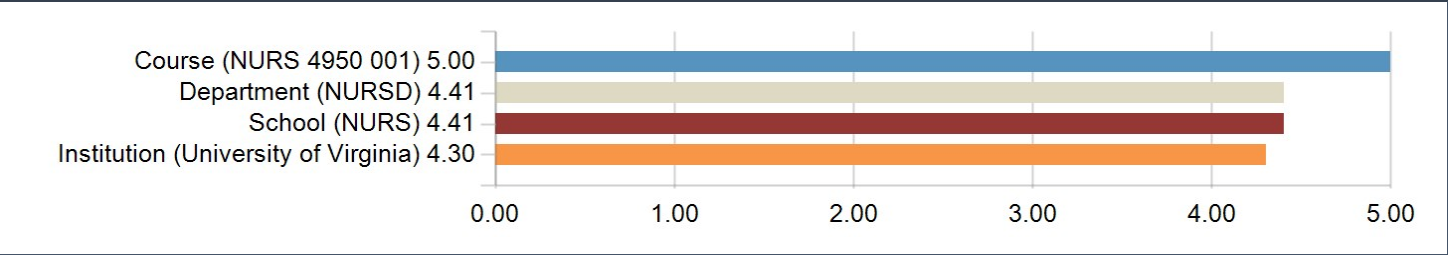


Options	Score	Count	Percentage
Strongly Disagree	1	0	0.00%
Disagree	2	0	0.00%
Neutral	3	0	0.00%
Agree	4	1	16.67%
Strongly Agree	5	5	83.33%
Statistics			Value
Mean			4.83
Median			5.00
Standard Deviation			0.41

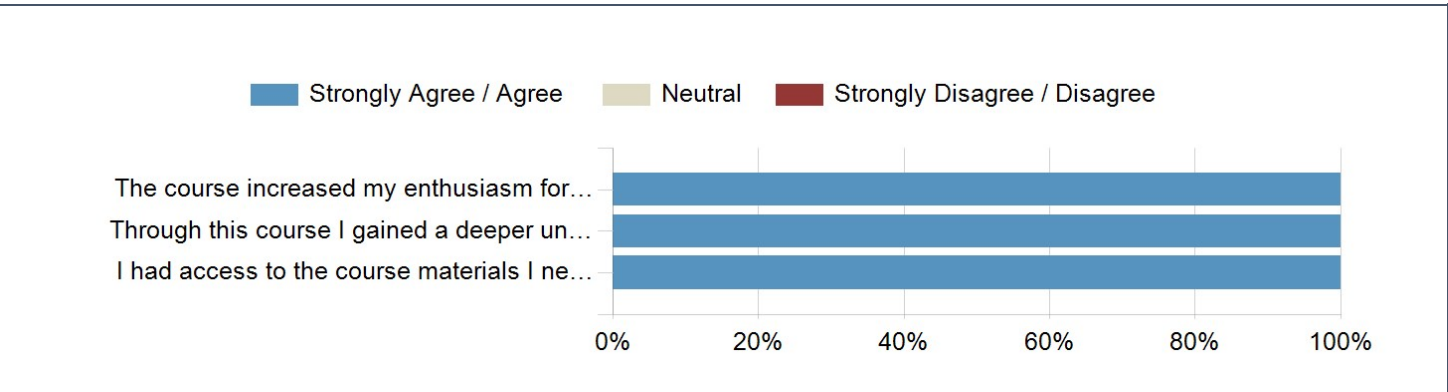
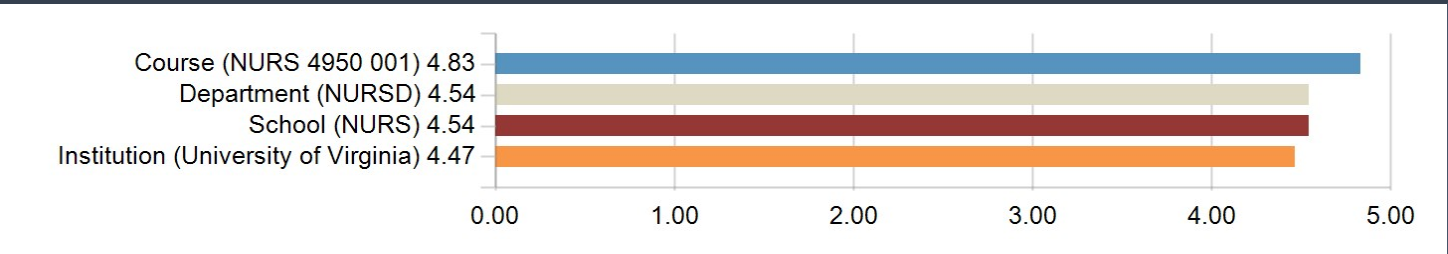
1. The course increased my enthusiasm for the topic.



2. Through this course I gained a deeper understanding of the subject matter.



3. I had access to the course materials I needed to learn, including access to required textbooks, course readings, technology tools, and other materials required for class assignments and projects.



Learning Activities

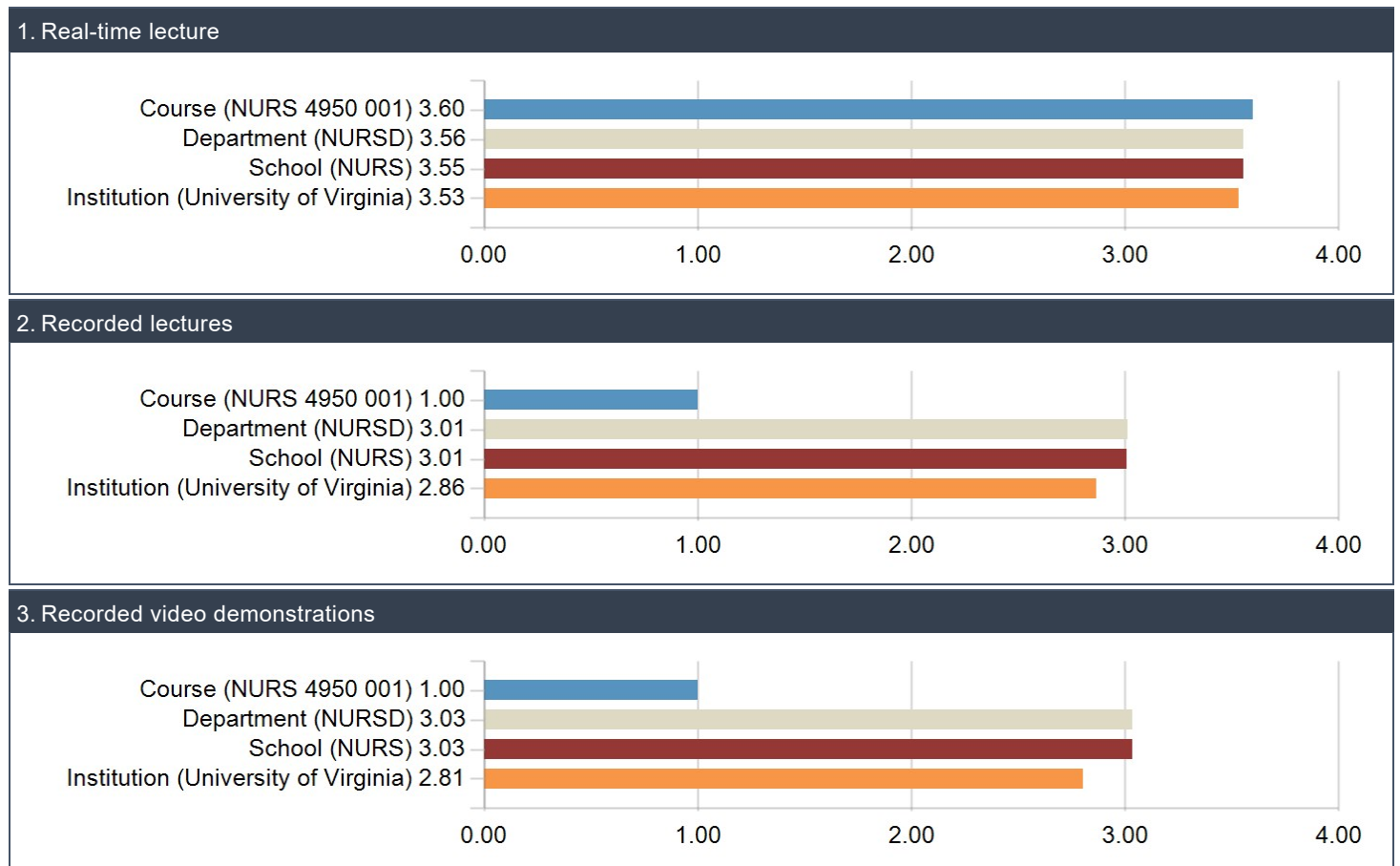
Mean values are displayed below.

Scale: 1 = Not at All 2 = A Little 3 = A Moderate Amount 4 = A Lot

Learning Activities: To what extent did the following learning activities contribute to your learning?

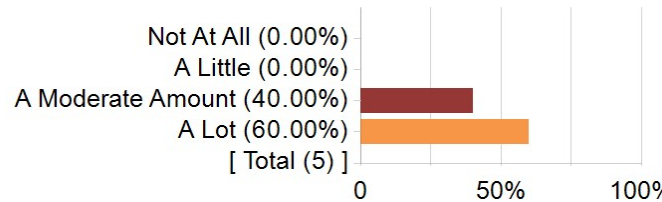
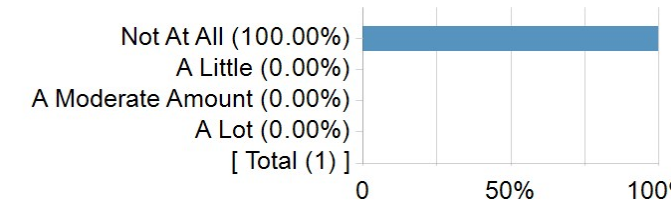
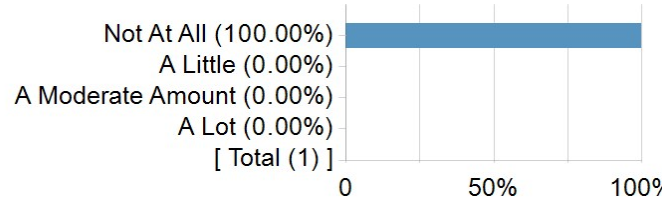
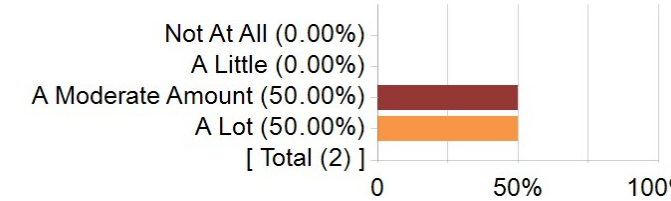
Question	Course (NURS 4950 001)		Department (NURSD)		School (NURS)		Institution (University of Virginia)	
	Response Count	Mean	Response Count	Mean	Response Count	Mean	Response Count	Mean
Real-time lecture	5	3.60	1356	3.56	1361	3.55	61965	3.53
Recorded lectures	1	1.00	816	3.01	821	3.01	32003	2.86
Recorded video demonstrations	1	1.00	750	3.03	755	3.03	28519	2.81
Hands-on activities	2	3.50	1221	3.46	1226	3.46	47171	3.33
Real-time whole-class discussion	6	3.83	1269	3.39	1274	3.39	52210	3.26
Real-time small-group discussion	2	4.00	1180	3.31	1185	3.31	49252	3.26
Online discussion boards	1	1.00	475	2.71	479	2.72	28698	2.67
Office hours	5	3.20	663	2.90	665	2.90	42248	2.91

Learning Activities: To what extent did the following learning activities contribute to your learning?



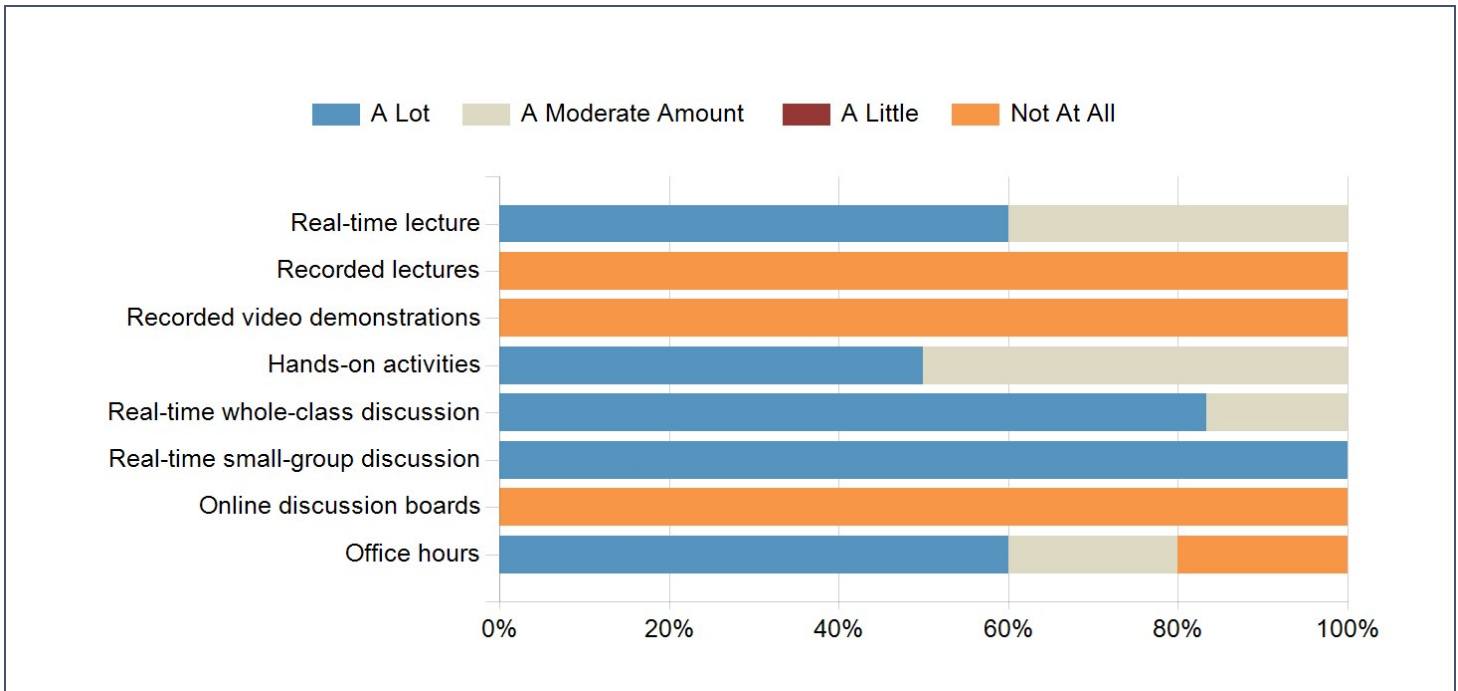


Learning Activities: To what extent did the following learning activities contribute to your learning?

1. Real-time lecture					2. Recorded lectures				
									
Options	Score	Count	Percentage		Options	Score	Count	Percentage	
Not At All	1	0	0.00%		Not At All	1	1	100.00%	
A Little	2	0	0.00%		A Little	2	0	0.00%	
A Moderate Amount	3	2	40.00%		A Moderate Amount	3	0	0.00%	
A Lot	4	3	60.00%		A Lot	4	0	0.00%	
Statistics				Value	Statistics				Value
Mean				3.60	Mean				1.00
Median				4.00	Median				1.00
Standard Deviation				0.55	Standard Deviation				N/A
3. Recorded video demonstrations					4. Hands-on activities				
									
Options	Score	Count	Percentage		Options	Score	Count	Percentage	
Not At All	1	1	100.00%		Not At All	1	0	0.00%	
A Little	2	0	0.00%		A Little	2	0	0.00%	
A Moderate Amount	3	0	0.00%		A Moderate Amount	3	1	50.00%	
A Lot	4	0	0.00%		A Lot	4	1	50.00%	
Statistics				Value	Statistics				Value
Mean				1.00	Mean				3.50
Median				1.00	Median				3.50
Standard Deviation				N/A	Standard Deviation				0.71

5. Real-time whole-class discussion					6. Real-time small-group discussion				
Options	Score	Count	Percentage		Options	Score	Count	Percentage	
Not At All	1	0	0.00%		Not At All	1	0	0.00%	
A Little	2	0	0.00%		A Little	2	0	0.00%	
A Moderate Amount	3	1	16.67%		A Moderate Amount	3	0	0.00%	
A Lot	4	5	83.33%		A Lot	4	2	100.00%	
Statistics				Value	Statistics				Value
Mean				3.83	Mean				4.00
Median				4.00	Median				4.00
Standard Deviation				0.41	Standard Deviation				0.00
7. Online discussion boards					8. Office hours				
Options	Score	Count	Percentage		Options	Score	Count	Percentage	
Not At All	1	1	100.00%		Not At All	1	1	20.00%	
A Little	2	0	0.00%		A Little	2	0	0.00%	
A Moderate Amount	3	0	0.00%		A Moderate Amount	3	1	20.00%	
A Lot	4	0	0.00%		A Lot	4	3	60.00%	
Statistics				Value	Statistics				Value
Mean				1.00	Mean				3.20
Median				1.00	Median				4.00
Standard Deviation				N/A	Standard Deviation				1.30

Learning Activities: To what extent did the following learning activities contribute to your learning?



Please tell us briefly how any of the above learning activities (or other activities not included above) contributed to your learning in this course.

Comments
Whole class discussions were very helpful as a lot of us were going through the same struggles. It was also nice to hear how everyone else's projects were going, which sometimes provided some reassurance.
The times we talked in a group about all of our projects and helped one another out made this big huge project seem so doable. I loved the way class was set up and how candid everyone was able to be.
Real-time lectures helped me learn more about research topics that I did not know much about (e.g., IRB approvals). Real-time whole-class discussions helped me feel comfortable sharing progress within the class and know that I am not alone if I am behind. It also helped me learn different strategies of tackling the assignments. Office hours—through 1:1 meetings with faculty—helped us narrow down our topic and discuss how to move forward if I was stuck.
I learned a lot through our synchronous classes and whole class discussions. Hearing from my peers helped me with my project as well.

Course Comments

What would you like the instructor and university administrators to know about your experience in this course?

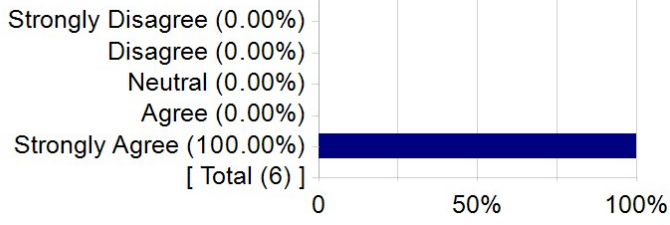
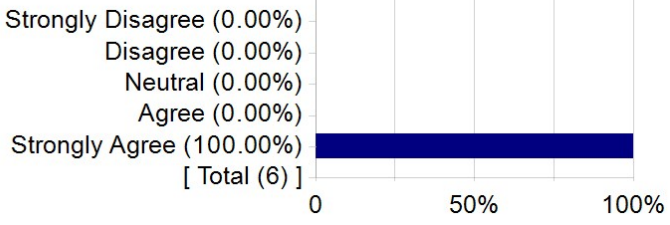
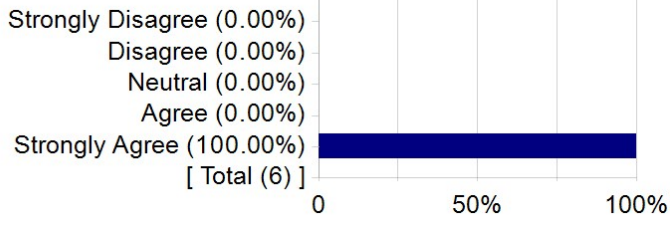
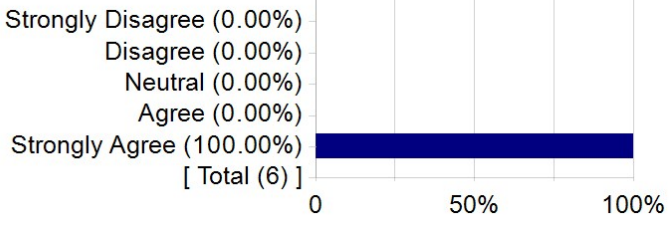
Comments
Very great and supportive
Loved it so much, wish we had gotten started on some things sooner but understandably difficult at the beginning. Y'all did a great job
As complete beginners of research, it can be very difficult and frustrating having to complete some of these assignments since it is our first time. Simple tasks like screening the journal articles for our review of the literature can feel like endless decision fatigue. I feel like a lot of the students in our class might have perfectionist mindsets, so it can be challenging to move forward and be okay with the results of any research submission (i.e., ROL table, specific aims, and IRB submission). However, in doing it for the first time, I feel that we learn a lot from these experiences, and it is reassuring that the instructors are always prepared to help us. Overall, a great class that deepens understanding of research!
Really helpful course. Learned a lot about conducting a research project.

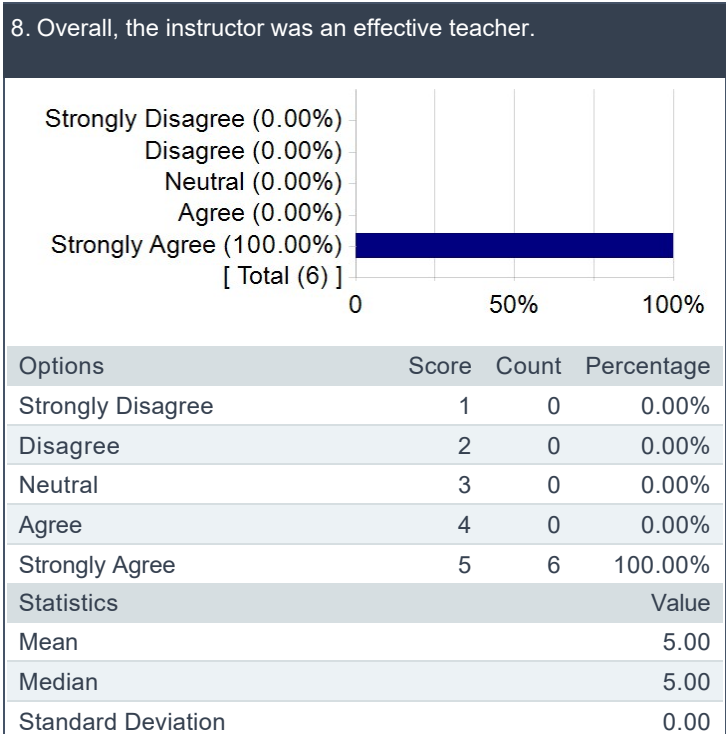
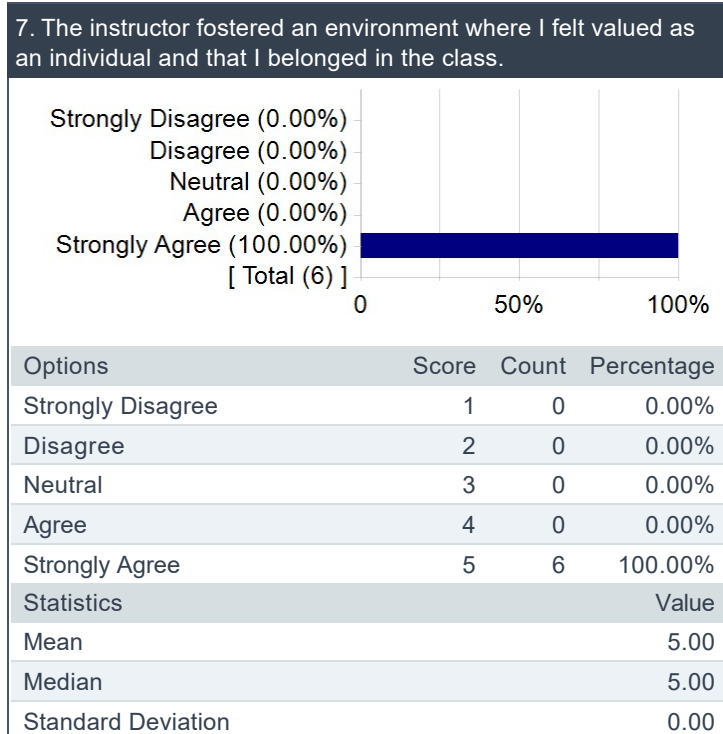
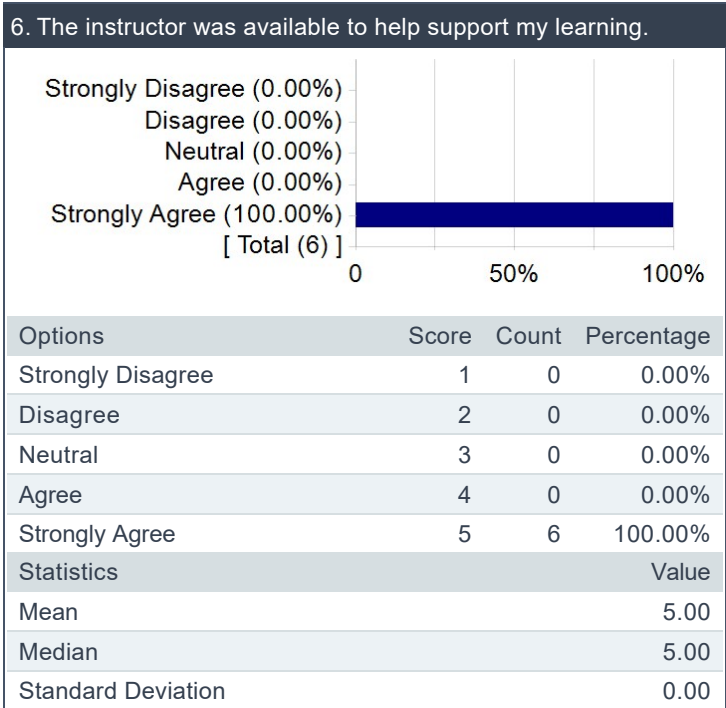
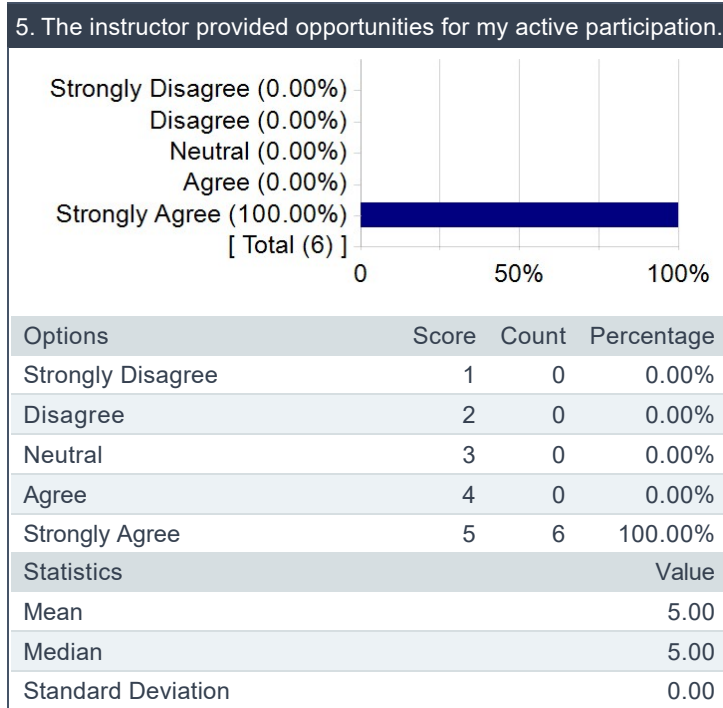
Instructor Questions

Mean values are displayed below.

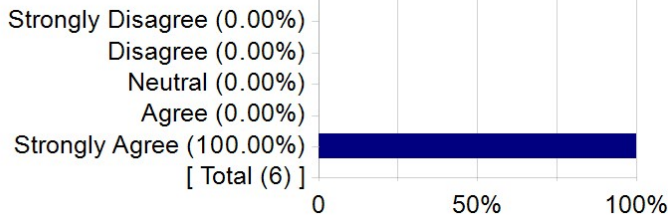
Scale 1 = Strongly Disagree 2 = Disagree 3 = Neutral 4 = Agree 5 = Strongly Agree

Question	Instructor Average - this course		Instructor Average - all courses (Kimberly Acquaviva)		Department (NURSD)		School (NURS)	
	Response Count	Mean	Response Count	Mean	Response Count	Mean	Response Count	Mean
The instructor clearly communicated the course schedule and expectations for participation (e.g., readings, discussions).	6	5.00	10	5.00	1717	4.54	1722	4.54
The instructor clearly communicated the course learning objectives.	6	5.00	10	5.00	1712	4.57	1717	4.57
The instructor implemented learning activities and assignments that allowed me to demonstrate understanding of the course material.	6	5.00	10	5.00	1714	4.47	1719	4.47
The instructor provided me prompt and useful feedback on my learning.	6	5.00	10	5.00	1715	4.35	1720	4.35
The instructor provided opportunities for my active participation.	6	5.00	10	5.00	1715	4.54	1720	4.54
The instructor was available to help support my learning.	6	5.00	10	5.00	1716	4.53	1721	4.53
The instructor fostered an environment where I felt valued as an individual and that I belonged in the class.	6	5.00	10	5.00	1710	4.54	1715	4.54
Overall, the instructor was an effective teacher.	6	5.00	10	5.00	1715	4.51	1720	4.51
The instructor created an environment that respected difference and welcomed diverse perspectives.	6	5.00	10	5.00	1711	4.55	1716	4.55

1. The instructor clearly communicated the course schedule and expectations for participation (e.g., readings, discussions).	2. The instructor clearly communicated the course learning objectives.																																																																																
 <p>Strongly Disagree (0.00%) Disagree (0.00%) Neutral (0.00%) Agree (0.00%) Strongly Agree (100.00%) [Total (6)]</p>	 <p>Strongly Disagree (0.00%) Disagree (0.00%) Neutral (0.00%) Agree (0.00%) Strongly Agree (100.00%) [Total (6)]</p>																																																																																
<table border="1"> <thead> <tr> <th>Options</th> <th>Score</th> <th>Count</th> <th>Percentage</th> </tr> </thead> <tbody> <tr> <td>Strongly Disagree</td> <td>1</td> <td>0</td> <td>0.00%</td> </tr> <tr> <td>Disagree</td> <td>2</td> <td>0</td> <td>0.00%</td> </tr> <tr> <td>Neutral</td> <td>3</td> <td>0</td> <td>0.00%</td> </tr> <tr> <td>Agree</td> <td>4</td> <td>0</td> <td>0.00%</td> </tr> <tr> <td>Strongly Agree</td> <td>5</td> <td>6</td> <td>100.00%</td> </tr> <tr> <th colspan="3">Statistics</th> <th>Value</th> </tr> <tr> <td>Mean</td> <td></td> <td></td> <td>5.00</td> </tr> <tr> <td>Median</td> <td></td> <td></td> <td>5.00</td> </tr> <tr> <td>Standard Deviation</td> <td></td> <td></td> <td>0.00</td> </tr> </tbody> </table>	Options	Score	Count	Percentage	Strongly Disagree	1	0	0.00%	Disagree	2	0	0.00%	Neutral	3	0	0.00%	Agree	4	0	0.00%	Strongly Agree	5	6	100.00%	Statistics			Value	Mean			5.00	Median			5.00	Standard Deviation			0.00	<table border="1"> <thead> <tr> <th>Options</th> <th>Score</th> <th>Count</th> <th>Percentage</th> </tr> </thead> <tbody> <tr> <td>Strongly Disagree</td> <td>1</td> <td>0</td> <td>0.00%</td> </tr> <tr> <td>Disagree</td> <td>2</td> <td>0</td> <td>0.00%</td> </tr> <tr> <td>Neutral</td> <td>3</td> <td>0</td> <td>0.00%</td> </tr> <tr> <td>Agree</td> <td>4</td> <td>0</td> <td>0.00%</td> </tr> <tr> <td>Strongly Agree</td> <td>5</td> <td>6</td> <td>100.00%</td> </tr> <tr> <th colspan="3">Statistics</th> <th>Value</th> </tr> <tr> <td>Mean</td> <td></td> <td></td> <td>5.00</td> </tr> <tr> <td>Median</td> <td></td> <td></td> <td>5.00</td> </tr> <tr> <td>Standard Deviation</td> <td></td> <td></td> <td>0.00</td> </tr> </tbody> </table>	Options	Score	Count	Percentage	Strongly Disagree	1	0	0.00%	Disagree	2	0	0.00%	Neutral	3	0	0.00%	Agree	4	0	0.00%	Strongly Agree	5	6	100.00%	Statistics			Value	Mean			5.00	Median			5.00	Standard Deviation			0.00
Options	Score	Count	Percentage																																																																														
Strongly Disagree	1	0	0.00%																																																																														
Disagree	2	0	0.00%																																																																														
Neutral	3	0	0.00%																																																																														
Agree	4	0	0.00%																																																																														
Strongly Agree	5	6	100.00%																																																																														
Statistics			Value																																																																														
Mean			5.00																																																																														
Median			5.00																																																																														
Standard Deviation			0.00																																																																														
Options	Score	Count	Percentage																																																																														
Strongly Disagree	1	0	0.00%																																																																														
Disagree	2	0	0.00%																																																																														
Neutral	3	0	0.00%																																																																														
Agree	4	0	0.00%																																																																														
Strongly Agree	5	6	100.00%																																																																														
Statistics			Value																																																																														
Mean			5.00																																																																														
Median			5.00																																																																														
Standard Deviation			0.00																																																																														
3. The instructor implemented learning activities and assignments that allowed me to demonstrate understanding of the course material.	4. The instructor provided me prompt and useful feedback on my learning.																																																																																
 <p>Strongly Disagree (0.00%) Disagree (0.00%) Neutral (0.00%) Agree (0.00%) Strongly Agree (100.00%) [Total (6)]</p>	 <p>Strongly Disagree (0.00%) Disagree (0.00%) Neutral (0.00%) Agree (0.00%) Strongly Agree (100.00%) [Total (6)]</p>																																																																																
<table border="1"> <thead> <tr> <th>Options</th> <th>Score</th> <th>Count</th> <th>Percentage</th> </tr> </thead> <tbody> <tr> <td>Strongly Disagree</td> <td>1</td> <td>0</td> <td>0.00%</td> </tr> <tr> <td>Disagree</td> <td>2</td> <td>0</td> <td>0.00%</td> </tr> <tr> <td>Neutral</td> <td>3</td> <td>0</td> <td>0.00%</td> </tr> <tr> <td>Agree</td> <td>4</td> <td>0</td> <td>0.00%</td> </tr> <tr> <td>Strongly Agree</td> <td>5</td> <td>6</td> <td>100.00%</td> </tr> <tr> <th colspan="3">Statistics</th> <th>Value</th> </tr> <tr> <td>Mean</td> <td></td> <td></td> <td>5.00</td> </tr> <tr> <td>Median</td> <td></td> <td></td> <td>5.00</td> </tr> <tr> <td>Standard Deviation</td> <td></td> <td></td> <td>0.00</td> </tr> </tbody> </table>	Options	Score	Count	Percentage	Strongly Disagree	1	0	0.00%	Disagree	2	0	0.00%	Neutral	3	0	0.00%	Agree	4	0	0.00%	Strongly Agree	5	6	100.00%	Statistics			Value	Mean			5.00	Median			5.00	Standard Deviation			0.00	<table border="1"> <thead> <tr> <th>Options</th> <th>Score</th> <th>Count</th> <th>Percentage</th> </tr> </thead> <tbody> <tr> <td>Strongly Disagree</td> <td>1</td> <td>0</td> <td>0.00%</td> </tr> <tr> <td>Disagree</td> <td>2</td> <td>0</td> <td>0.00%</td> </tr> <tr> <td>Neutral</td> <td>3</td> <td>0</td> <td>0.00%</td> </tr> <tr> <td>Agree</td> <td>4</td> <td>0</td> <td>0.00%</td> </tr> <tr> <td>Strongly Agree</td> <td>5</td> <td>6</td> <td>100.00%</td> </tr> <tr> <th colspan="3">Statistics</th> <th>Value</th> </tr> <tr> <td>Mean</td> <td></td> <td></td> <td>5.00</td> </tr> <tr> <td>Median</td> <td></td> <td></td> <td>5.00</td> </tr> <tr> <td>Standard Deviation</td> <td></td> <td></td> <td>0.00</td> </tr> </tbody> </table>	Options	Score	Count	Percentage	Strongly Disagree	1	0	0.00%	Disagree	2	0	0.00%	Neutral	3	0	0.00%	Agree	4	0	0.00%	Strongly Agree	5	6	100.00%	Statistics			Value	Mean			5.00	Median			5.00	Standard Deviation			0.00
Options	Score	Count	Percentage																																																																														
Strongly Disagree	1	0	0.00%																																																																														
Disagree	2	0	0.00%																																																																														
Neutral	3	0	0.00%																																																																														
Agree	4	0	0.00%																																																																														
Strongly Agree	5	6	100.00%																																																																														
Statistics			Value																																																																														
Mean			5.00																																																																														
Median			5.00																																																																														
Standard Deviation			0.00																																																																														
Options	Score	Count	Percentage																																																																														
Strongly Disagree	1	0	0.00%																																																																														
Disagree	2	0	0.00%																																																																														
Neutral	3	0	0.00%																																																																														
Agree	4	0	0.00%																																																																														
Strongly Agree	5	6	100.00%																																																																														
Statistics			Value																																																																														
Mean			5.00																																																																														
Median			5.00																																																																														
Standard Deviation			0.00																																																																														

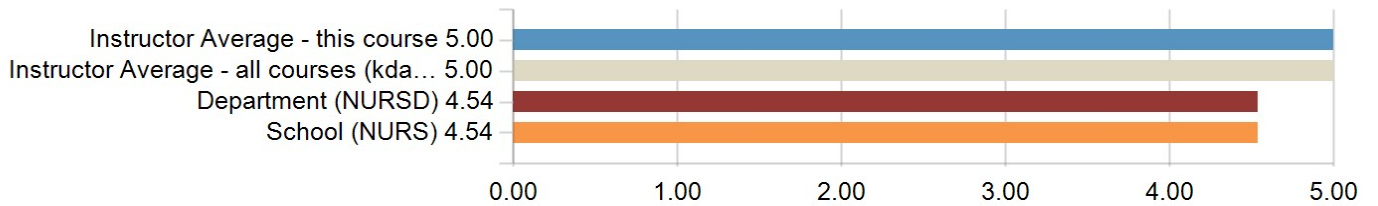


9. The instructor created an environment that respected difference and welcomed diverse perspectives.

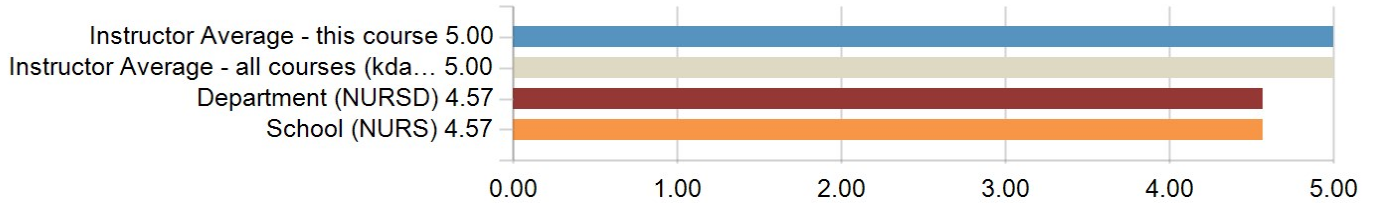


Options	Score	Count	Percentage
Strongly Disagree	1	0	0.00%
Disagree	2	0	0.00%
Neutral	3	0	0.00%
Agree	4	0	0.00%
Strongly Agree	5	6	100.00%
Statistics			Value
Mean			5.00
Median			5.00
Standard Deviation			0.00

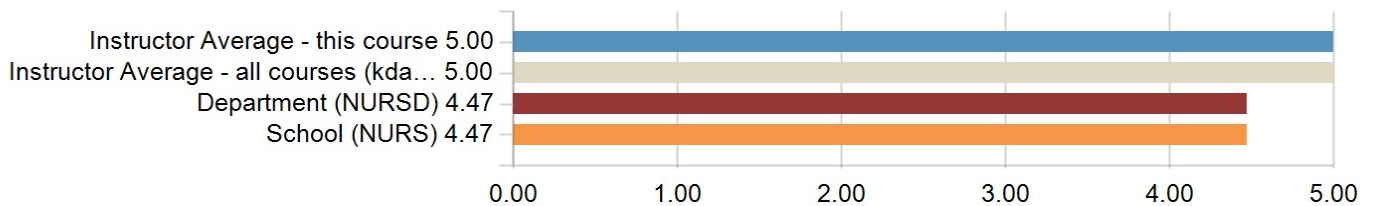
1. The instructor clearly communicated the course schedule and expectations for participation (e.g., readings, discussions).



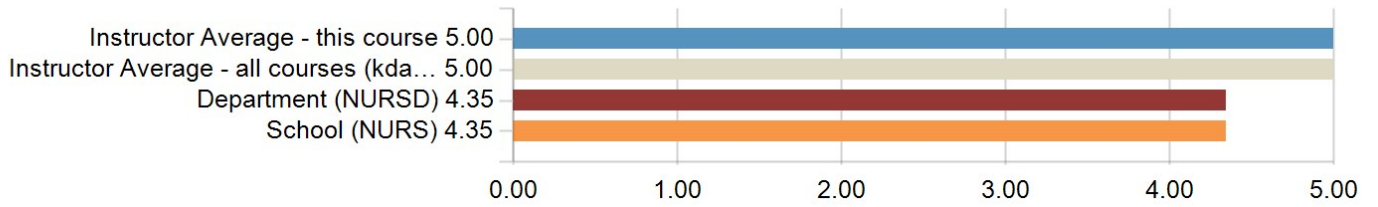
2. The instructor clearly communicated the course learning objectives.



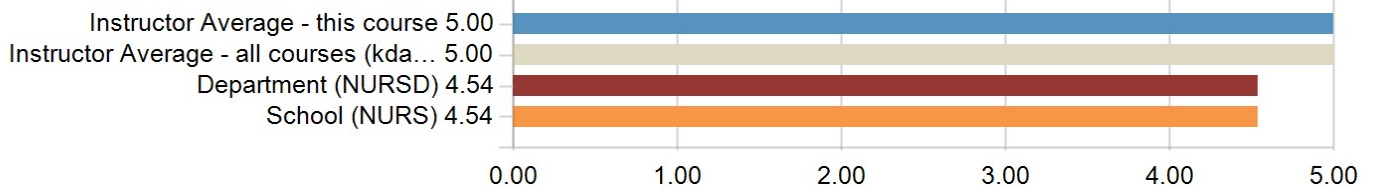
3. The instructor implemented learning activities and assignments that allowed me to demonstrate understanding of the course material.



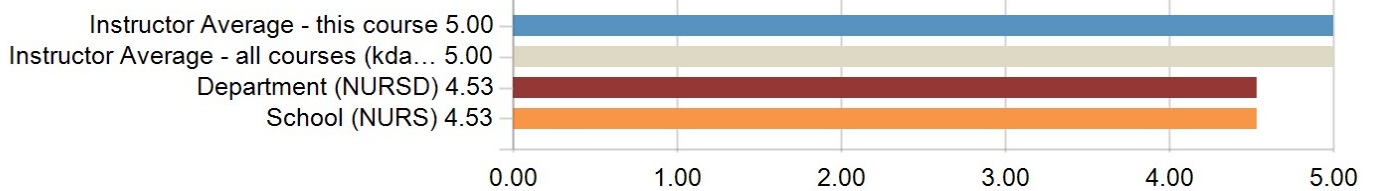
4. The instructor provided me prompt and useful feedback on my learning.



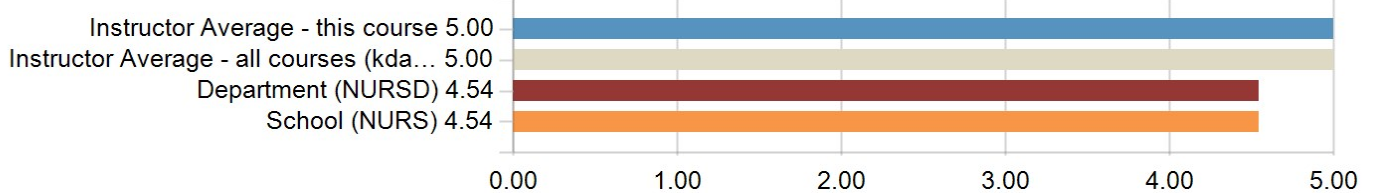
5. The instructor provided opportunities for my active participation.



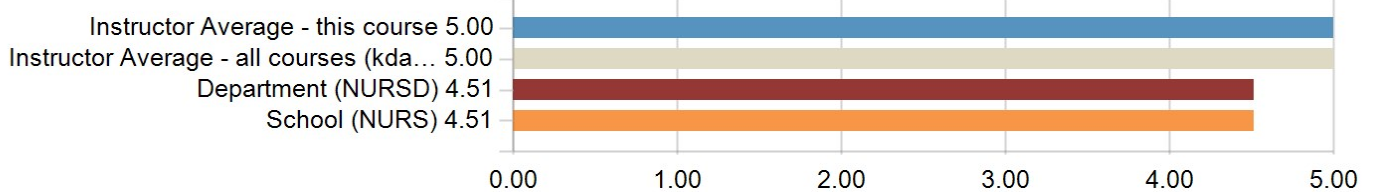
6. The instructor was available to help support my learning.



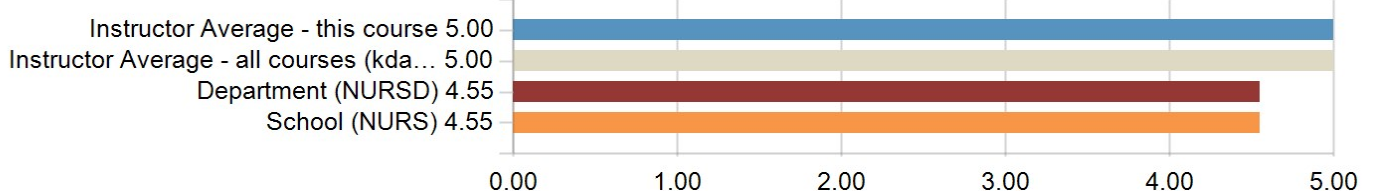
7. The instructor fostered an environment where I felt valued as an individual and that I belonged in the class.

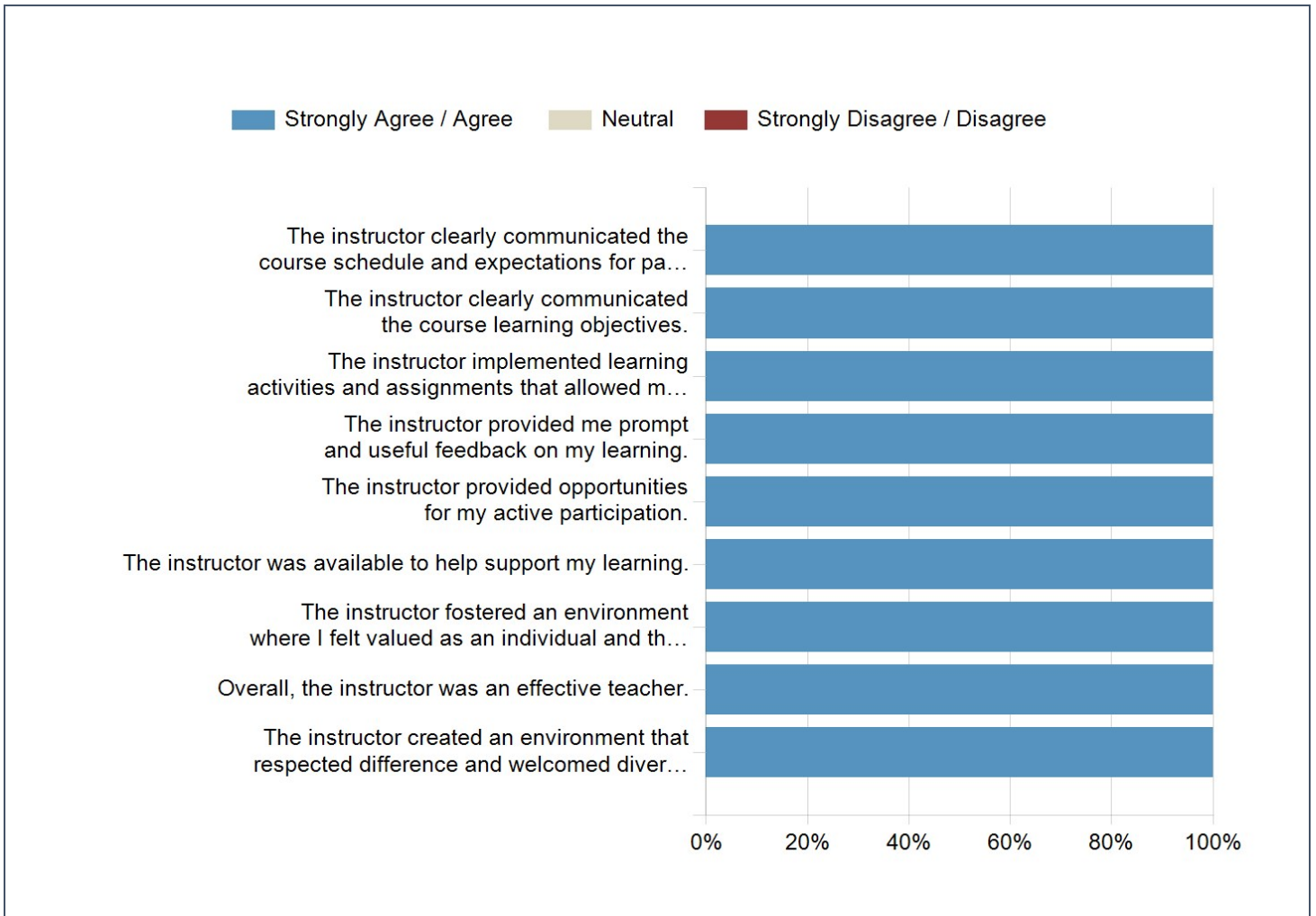


8. Overall, the instructor was an effective teacher.



9. The instructor created an environment that respected difference and welcomed diverse perspectives.





You selected "AGREE or STRONGLY AGREE" on the previous question: Please give specific examples as to how Kimberly Acquaviva created an environment that respected difference and welcomed diverse perspectives.

Comments
Gave us the opportunity and the space to create our own opinions and interests, supported all students and all research topics of varying subjects.
Always discussing ways we could help diversify our research and things to be preparing for and thinking about as we sought answers
Both Kim and Dr. Coyne were extremely kind, welcoming, and supportive of our individual research projects. They worked well together as a team and provided us the support we needed to get through this semester.
Both instructors gave valuable feedback and insight toward research topics. They allowed and encouraged students to participate, voice their concerns, and ask questions that stumbled them throughout the course. They are both very knowledgeable and understanding of how difficult research can be especially with a busy academic load.
We were all encouraged to share about our projects and provide each other with suggestions and feedback. The professors promoted conversation and group participation and encouraged all ideas, thoughts, and perspectives.

Instructor Comments

What constructive suggestions do you have to help Kimberly Acquaviva improve this course for future students?

Comments
n/a
Keep all the canvas stuff open for repeats and maybe up front discuss more the way you guys grade
Kim is so kind and I always look forward to speaking with her. Her perspectives are valuable and I appreciated learning from her this semester.
None!
I really enjoyed the course. Both professors were available and easy to communicate/interact with.