



Report for GNUR 6056 - 001 Health Policy Kimberly Acquaviva

Project Title: **2023 Fall Student Experience of Teaching**

Course Audience: **5**
Responses Received: **4**
Response Ratio: **80.0%**

Report Comments

Fall 2023 Individual Instructor Report by Section.

Final Report

Course Name: GNUR 6056 - 001 Health Policy
Instructor Name: Kimberly Acquaviva

Evaluation Start Date: Nov 28 2023 12:00AM
Evaluation End Date: Dec 8 2023 12:00AM

Creation Date: **Thursday, January 4, 2024**

Fall 2023 Questionnaire

Course Preparation:

1. The average number of hours (per week) that I spent outside of class preparing for GNUR 6056 - 001 Health Policy :
 - Less than 1
 - 1-3
 - 4-6
 - 7-9
 - 10 or more

Course Questions:

Answer the following questions based on your experience in GNUR 6056 - 001 Health Policy.
(*Strongly Disagree, Disagree, Neutral, Agree, Strongly Agree*)

1)The course increased my enthusiasm for the topic.

2)Through this course I gained a deeper understanding of the subject matter.

3)I had access to the course materials I needed to learn, including access to required textbooks, course readings, technology tools, and other materials required for class assignments and projects.

*** If the above question generates a negative response, a branching question will be generated:**

3-A) You disagreed or strongly disagreed that you did not have access to the course materials you needed to learn. Please review the options below and select any of the reasons that may better describe what affected your access to course materials.

- Internet speed and reliability
- Internet connectivity
- It was difficult to obtain hand-on materials needed for the course
- I didn't have the funds to purchase the course materials
- The instructor didn't provide the course materials needed to learn
- Other: Please Specify

Learning Activities Question:

To what extent did the following learning activities contribute to your learning? (A Lot, A Moderate Amount, A Little, Not At All)

- Real-time lecture
- Recorded lectures
- Recorded video demonstrations
- Hands-on activities
- Real-time, whole-class discussion
- Real-time small-group discussion
- Online discussion boards
- Office hours

Open Comment Questions (Course):

1) Please tell us briefly how any of the above learning activities (or other activities not included above) contributed to your learning in this course.

2) What would you like the instructor and university administrators to know about your experience in this course?

Instructor Questions:

Answer the following questions based on your experience with Kimberly Acquaviva. Your constructive feedback will help your instructor identify what went well and ways to improve the course in the future.
(*Strongly Disagree, Disagree, Neutral, Agree, Strongly Agree*)

1) The instructor clearly communicated the course schedule and expectations for participation (e.g., readings, discussions).

- 2) The instructor clearly communicated the course learning objectives.
- 3) The instructor implemented learning activities and assignments that allowed me to demonstrate understanding of the course material.
- 4) The instructor provided me prompt and useful feedback on my learning.
- 5) The instructor provided opportunities for my active participation.
- 6) The instructor was available to help support my learning.
- 7) The instructor fostered an environment where I felt valued as an individual and that I belonged in the class.
- 8) Overall, the instructor was an effective teacher.
- 9) The instructor created an environment that respected difference and welcomed diverse perspectives.

*** A positive or negative response to the above question will generate a follow-up comment question.**

9A) You selected "AGREE or STRONGLY AGREE" on the previous question: Please give specific examples as to how Kimberly Acquaviva created an environment that respected difference and welcomed diverse perspectives.

9B) You selected "DISAGREE or STRONGLY DISAGREE" on the previous question: Please give specific examples as to how Kimberly Acquaviva did not create an environment that respected difference and welcomed diverse perspectives.

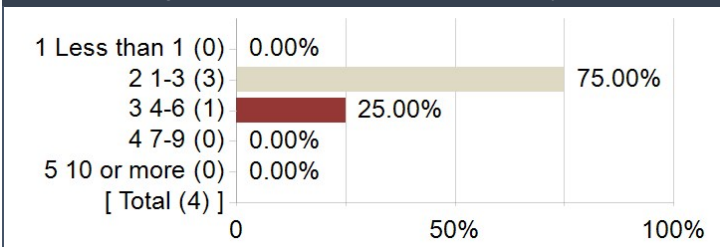
Open Comment Question (Instructor):

Your response to the open-ended question below will be shared only with Kimberly Acquaviva. If this course was taught by multiple instructors, you will have the opportunity to provide feedback to each. Please avoid using instructors' names in your responses to ensure confidentiality.

- 1) What constructive suggestions do you have to help Kimberly Acquaviva improve this course for future students?
-

Student Preparation

The average number of hours (per week) that I spent outside of class preparing for GNUR 6056 - 001 Health Policy:



Statistics	Value
Response Count	4
Mean	2.25
Median	2.00
Standard Deviation	0.50

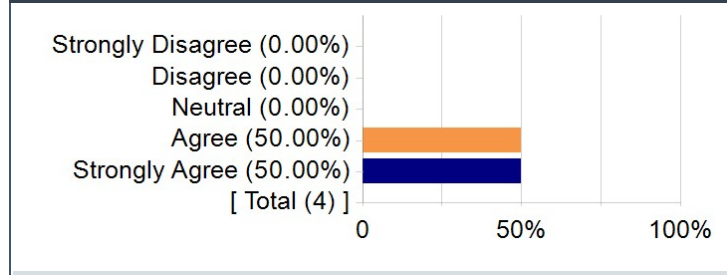
Course Questions

Mean values are displayed below.

Scale 1 = Strongly Disagree 2 = Disagree 3 = Neutral 4 = Agree 5 = Strongly Agree

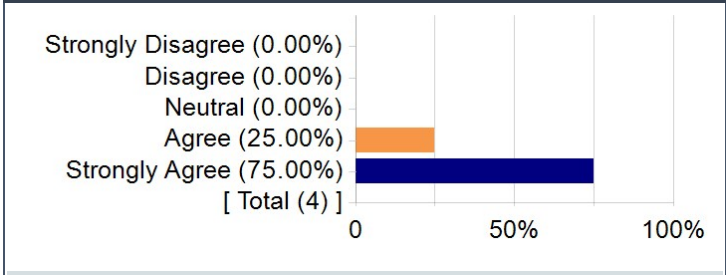
Question	Course (GNUR 6056 001)		Department (NURSD)		School (NURS)		Institution (University of Virginia)	
	Response Count	Mean	Response Count	Mean	Response Count	Mean	Response Count	Mean
The course increased my enthusiasm for the topic.	4	4.50	1628	4.16	1633	4.16	67987	3.95
Through this course I gained a deeper understanding of the subject matter.	4	4.75	1628	4.41	1633	4.41	67963	4.30
I had access to the course materials I needed to learn, including access to required textbooks, course readings, technology tools, and other materials required for class assignments and projects.	4	5.00	1626	4.54	1631	4.54	67971	4.47

1. The course increased my enthusiasm for the topic.



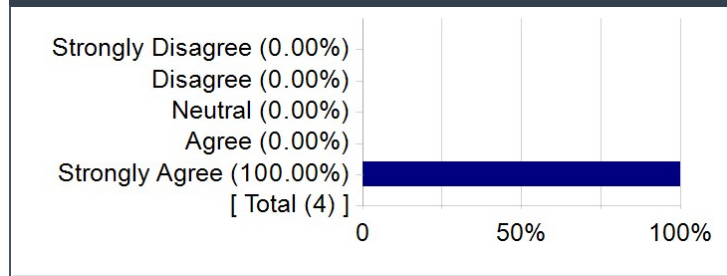
Options	Score	Count	Percentage
Strongly Disagree	1	0	0.00%
Disagree	2	0	0.00%
Neutral	3	0	0.00%
Agree	4	2	50.00%
Strongly Agree	5	2	50.00%
Statistics			Value
Mean			4.50
Median			4.50
Standard Deviation			0.58

2. Through this course I gained a deeper understanding of the subject matter.

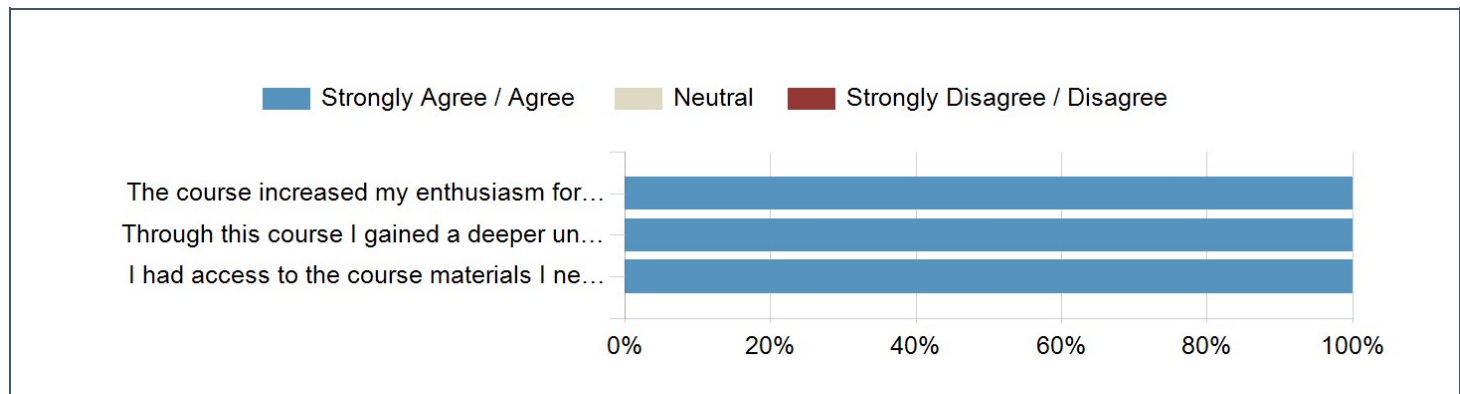
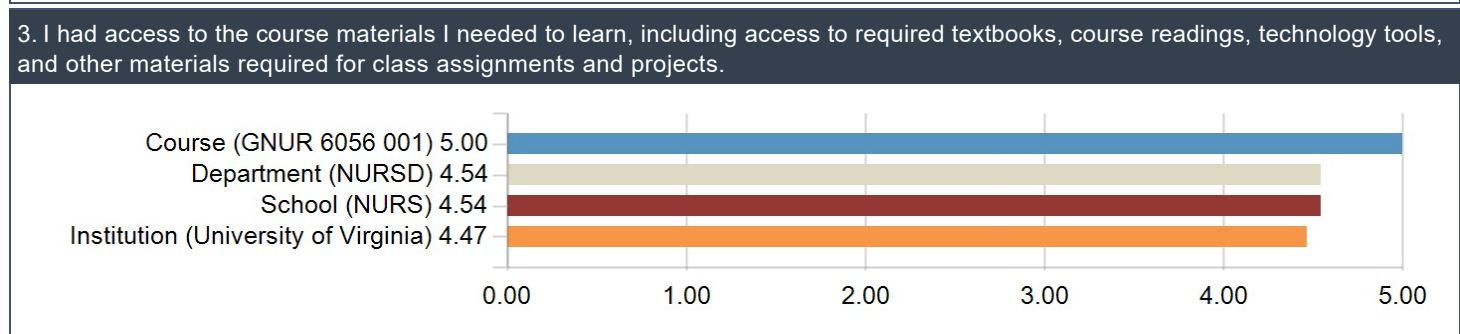
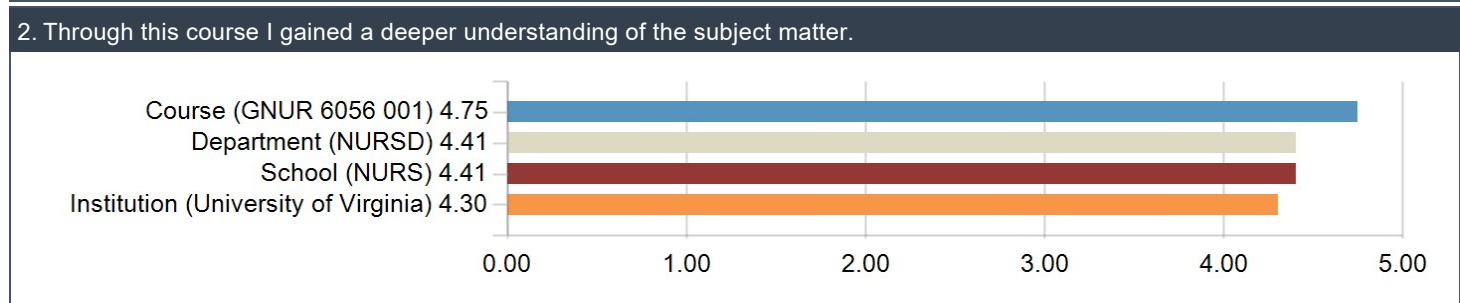
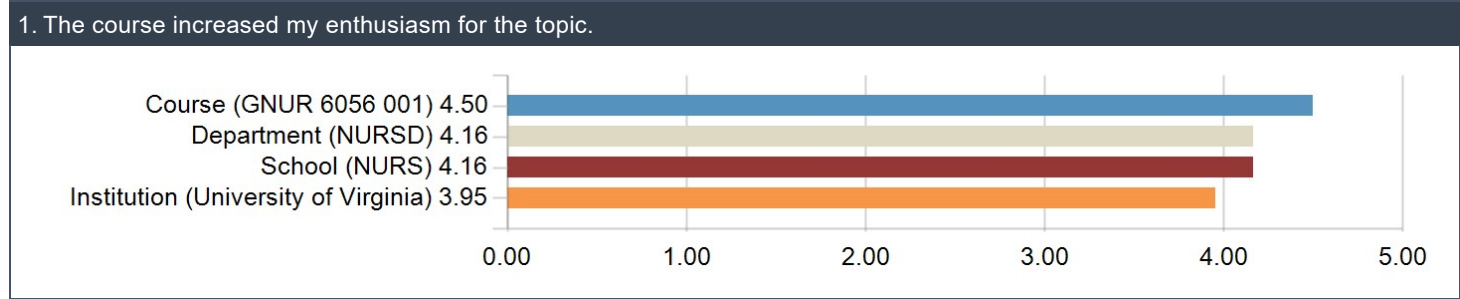


Options	Score	Count	Percentage
Strongly Disagree	1	0	0.00%
Disagree	2	0	0.00%
Neutral	3	0	0.00%
Agree	4	1	25.00%
Strongly Agree	5	3	75.00%
Statistics			Value
Mean			4.75
Median			5.00
Standard Deviation			0.50

3. I had access to the course materials I needed to learn, including access to required textbooks, course readings, technology tools, and other materials required for class assignments and projects.



Options	Score	Count	Percentage
Strongly Disagree	1	0	0.00%
Disagree	2	0	0.00%
Neutral	3	0	0.00%
Agree	4	0	0.00%
Strongly Agree	5	4	100.00%
Statistics			Value
Mean			5.00
Median			5.00
Standard Deviation			0.00



Learning Activities

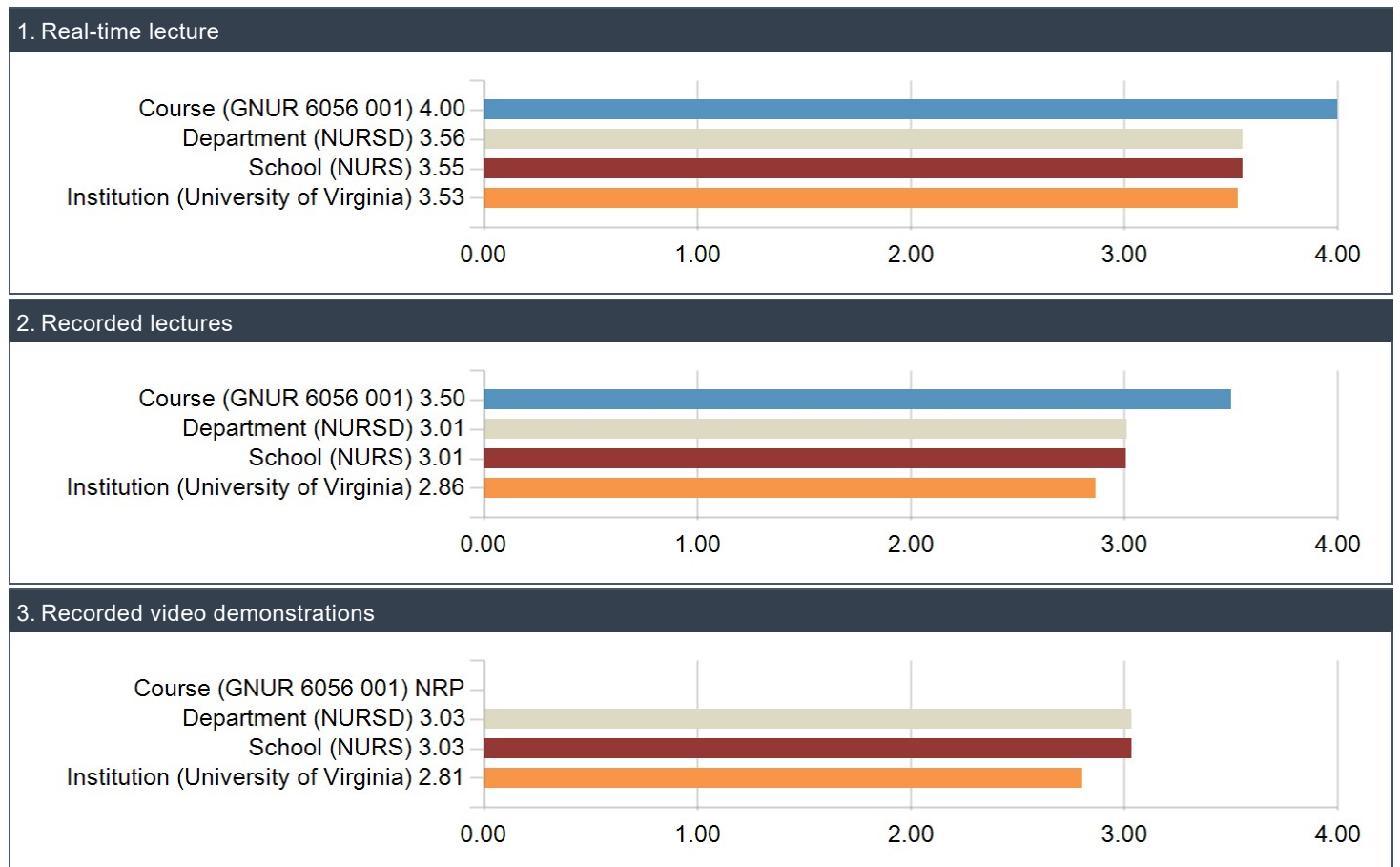
Mean values are displayed below.

Scale: 1 = Not at All 2 = A Little 3 = A Moderate Amount 4 = A Lot

Learning Activities: To what extent did the following learning activities contribute to your learning?

Question	Course (GNUR 6056 001)		Department (NURSD)		School (NURS)		Institution (University of Virginia)	
	Response Count	Mean	Response Count	Mean	Response Count	Mean	Response Count	Mean
Real-time lecture	1	4.00	1356	3.56	1361	3.55	61965	3.53
Recorded lectures	4	3.50	816	3.01	821	3.01	32003	2.86
Recorded video demonstrations	0	NRP	750	3.03	755	3.03	28519	2.81
Hands-on activities	2	4.00	1221	3.46	1226	3.46	47171	3.33
Real-time whole-class discussion	0	NRP	1269	3.39	1274	3.39	52210	3.26
Real-time small-group discussion	0	NRP	1180	3.31	1185	3.31	49252	3.26
Online discussion boards	4	4.00	475	2.71	479	2.72	28698	2.67
Office hours	3	4.00	663	2.90	665	2.90	42248	2.91

Learning Activities: To what extent did the following learning activities contribute to your learning?



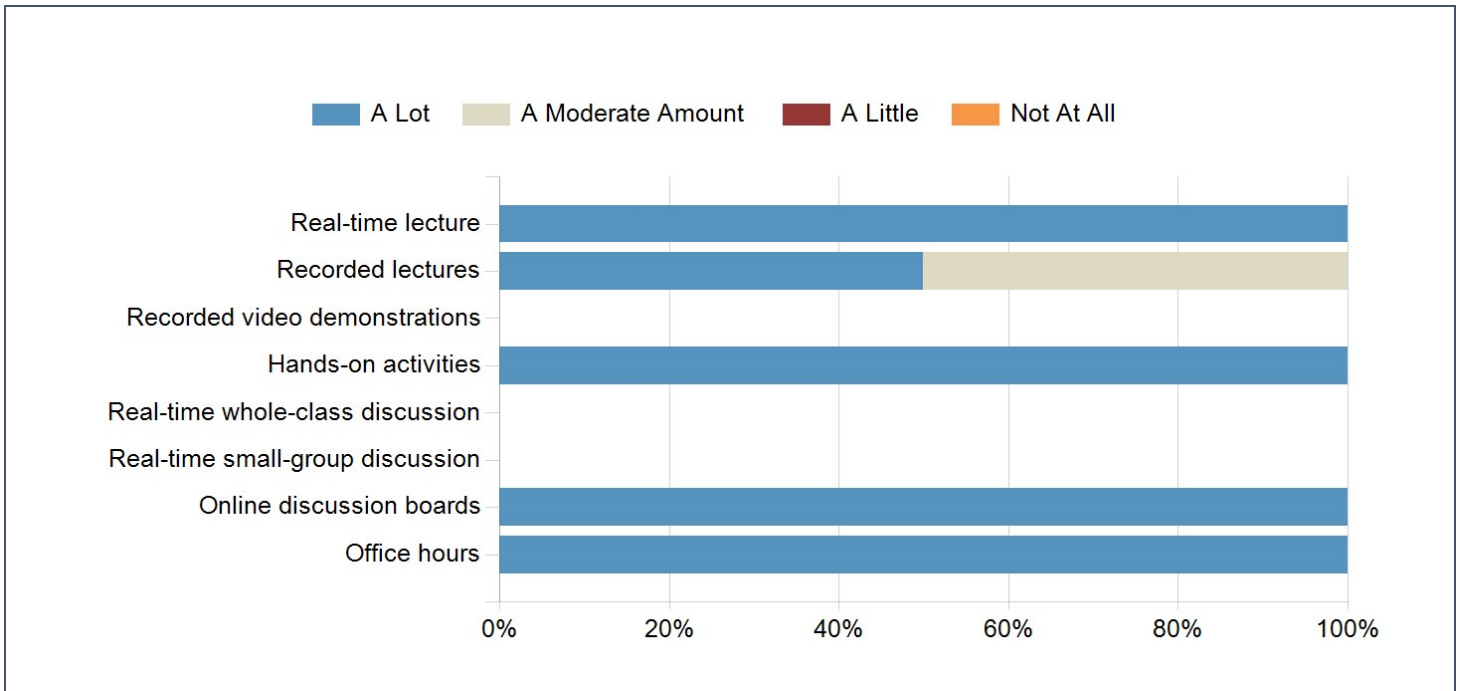


Learning Activities: To what extent did the following learning activities contribute to your learning?

1. Real-time lecture					2. Recorded lectures				
<p>Not At All (0.00%) A Little (0.00%) A Moderate Amount (0.00%) A Lot (100.00%) [Total (1)]</p>					<p>Not At All (0.00%) A Little (0.00%) A Moderate Amount (50.00%) A Lot (50.00%) [Total (4)]</p>				
Options	Score	Count	Percentage		Options	Score	Count	Percentage	
Not At All	1	0	0.00%		Not At All	1	0	0.00%	
A Little	2	0	0.00%		A Little	2	0	0.00%	
A Moderate Amount	3	0	0.00%		A Moderate Amount	3	2	50.00%	
A Lot	4	1	100.00%		A Lot	4	2	50.00%	
Statistics				Value	Statistics				Value
Mean				4.00	Mean				3.50
Median				4.00	Median				3.50
Standard Deviation				N/A	Standard Deviation				0.58
3. Recorded video demonstrations					4. Hands-on activities				
<p>Not At All (0.00%) A Little (0.00%) A Moderate Amount (0.00%) A Lot (0.00%) [Total (0)]</p>					<p>Not At All (0.00%) A Little (0.00%) A Moderate Amount (0.00%) A Lot (100.00%) [Total (2)]</p>				
Options	Score	Count	Percentage		Options	Score	Count	Percentage	
Not At All	1	0	0.00%		Not At All	1	0	0.00%	
A Little	2	0	0.00%		A Little	2	0	0.00%	
A Moderate Amount	3	0	0.00%		A Moderate Amount	3	0	0.00%	
A Lot	4	0	0.00%		A Lot	4	2	100.00%	
Statistics				Value	Statistics				Value
Mean				NRP	Mean				4.00
Median				NRP	Median				4.00
Standard Deviation				NRP	Standard Deviation				0.00

5. Real-time whole-class discussion					6. Real-time small-group discussion				
Options	Score	Count	Percentage		Options	Score	Count	Percentage	
Not At All	1	0	0.00%		Not At All	1	0	0.00%	
A Little	2	0	0.00%		A Little	2	0	0.00%	
A Moderate Amount	3	0	0.00%		A Moderate Amount	3	0	0.00%	
A Lot	4	0	0.00%		A Lot	4	0	0.00%	
Statistics				Value	Statistics				Value
Mean				NRP	Mean				NRP
Median				NRP	Median				NRP
Standard Deviation				NRP	Standard Deviation				NRP
7. Online discussion boards					8. Office hours				
Options	Score	Count	Percentage		Options	Score	Count	Percentage	
Not At All	1	0	0.00%		Not At All	1	0	0.00%	
A Little	2	0	0.00%		A Little	2	0	0.00%	
A Moderate Amount	3	0	0.00%		A Moderate Amount	3	0	0.00%	
A Lot	4	4	100.00%		A Lot	4	3	100.00%	
Statistics				Value	Statistics				Value
Mean				4.00	Mean				4.00
Median				4.00	Median				4.00
Standard Deviation				0.00	Standard Deviation				0.00

Learning Activities: To what extent did the following learning activities contribute to your learning?



Please tell us briefly how any of the above learning activities (or other activities not included above) contributed to your learning in this course.

Comments
Online discussion boards were most dynamic area of learning and engagement with the course material. I really enjoyed reading my classmates' responses. For office hours, I reached out to Professor Acquaviva about picking my policy report topic and the meeting was extremely helpful.
I included The Virginia Nurses Legislative Summit as real-time lectures. Having the opportunity to attend this summit virtually broadened my knowledge of current needs here in Virginia and brought the whole purpose of this course into perspective.
Online discussion boards were extremely beneficial as I had the opportunity to interact with my classmates in a safe space and understand different perspectives.
The discussion board posts and recorded lectures gave me a deeper understanding of Health policy as did attending the VNL conference!

Course Comments

What would you like the instructor and university administrators to know about your experience in this course?

Comments
Very enjoyable course.
Although the thought of Healthcare Policy was daunting, this class and all the activities we engaged in during this class, broke down the information and made it digestible and relatable.
Great experience. Professor Acquaviva was very transparent and supportive throughout the course.
I really gained a deeper knowledge of how nurses can effect change. I was very impressed with this course and it will change the way I practice in the future.

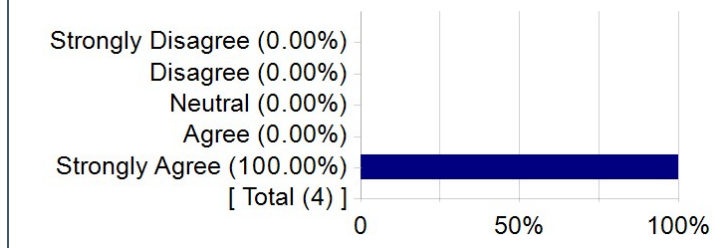
Instructor Questions

Mean values are displayed below.

Scale 1 = Strongly Disagree 2 = Disagree 3 = Neutral 4 = Agree 5 = Strongly Agree

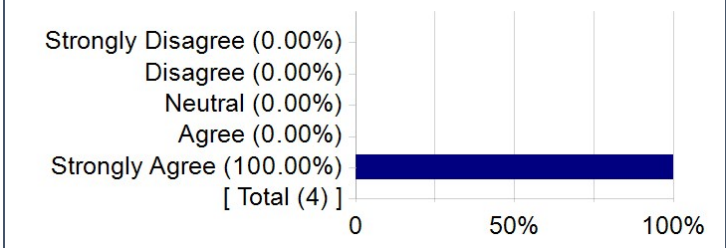
Question	Instructor Average - this course		Instructor Average - all courses (Kimberly Acquaviva)		Department (NURSD)		School (NURS)	
	Response Count	Mean	Response Count	Mean	Response Count	Mean	Response Count	Mean
The instructor clearly communicated the course schedule and expectations for participation (e.g., readings, discussions).	4	5.00	10	5.00	1717	4.54	1722	4.54
The instructor clearly communicated the course learning objectives.	4	5.00	10	5.00	1712	4.57	1717	4.57
The instructor implemented learning activities and assignments that allowed me to demonstrate understanding of the course material.	4	5.00	10	5.00	1714	4.47	1719	4.47
The instructor provided me prompt and useful feedback on my learning.	4	5.00	10	5.00	1715	4.35	1720	4.35
The instructor provided opportunities for my active participation.	4	5.00	10	5.00	1715	4.54	1720	4.54
The instructor was available to help support my learning.	4	5.00	10	5.00	1716	4.53	1721	4.53
The instructor fostered an environment where I felt valued as an individual and that I belonged in the class.	4	5.00	10	5.00	1710	4.54	1715	4.54
Overall, the instructor was an effective teacher.	4	5.00	10	5.00	1715	4.51	1720	4.51
The instructor created an environment that respected difference and welcomed diverse perspectives.	4	5.00	10	5.00	1711	4.55	1716	4.55

1. The instructor clearly communicated the course schedule and expectations for participation (e.g., readings, discussions).



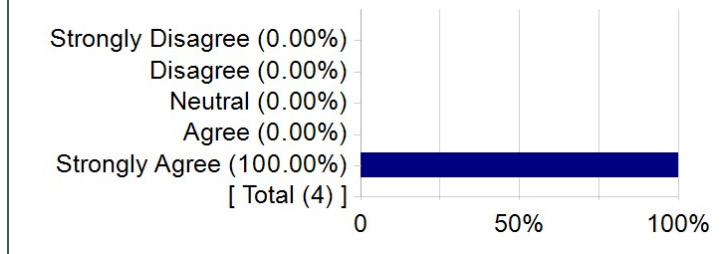
Options	Score	Count	Percentage
Strongly Disagree	1	0	0.00%
Disagree	2	0	0.00%
Neutral	3	0	0.00%
Agree	4	0	0.00%
Strongly Agree	5	4	100.00%
Statistics			Value
Mean			5.00
Median			5.00
Standard Deviation			0.00

2. The instructor clearly communicated the course learning objectives.



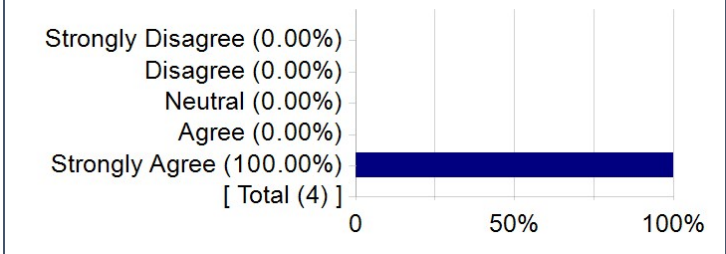
Options	Score	Count	Percentage
Strongly Disagree	1	0	0.00%
Disagree	2	0	0.00%
Neutral	3	0	0.00%
Agree	4	0	0.00%
Strongly Agree	5	4	100.00%
Statistics			Value
Mean			5.00
Median			5.00
Standard Deviation			0.00

3. The instructor implemented learning activities and assignments that allowed me to demonstrate understanding of the course material.

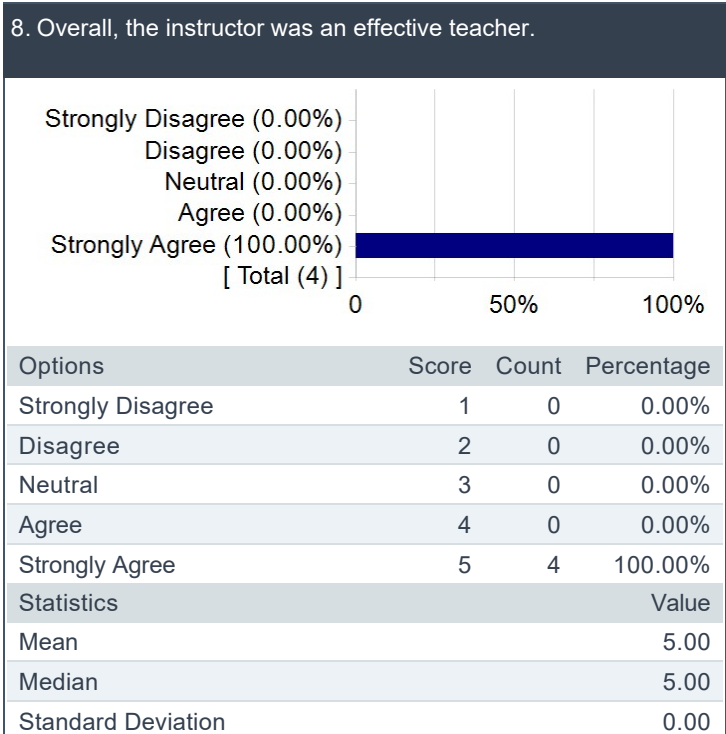
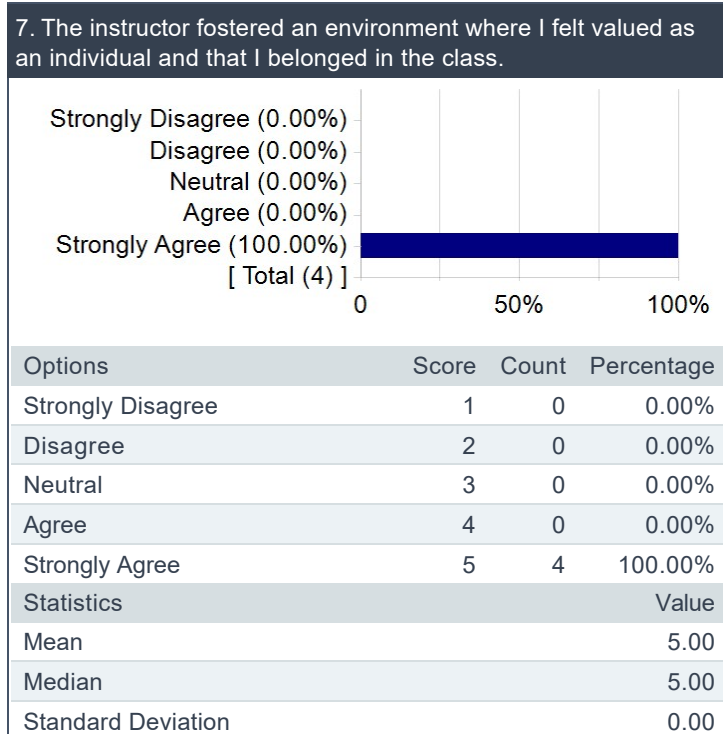
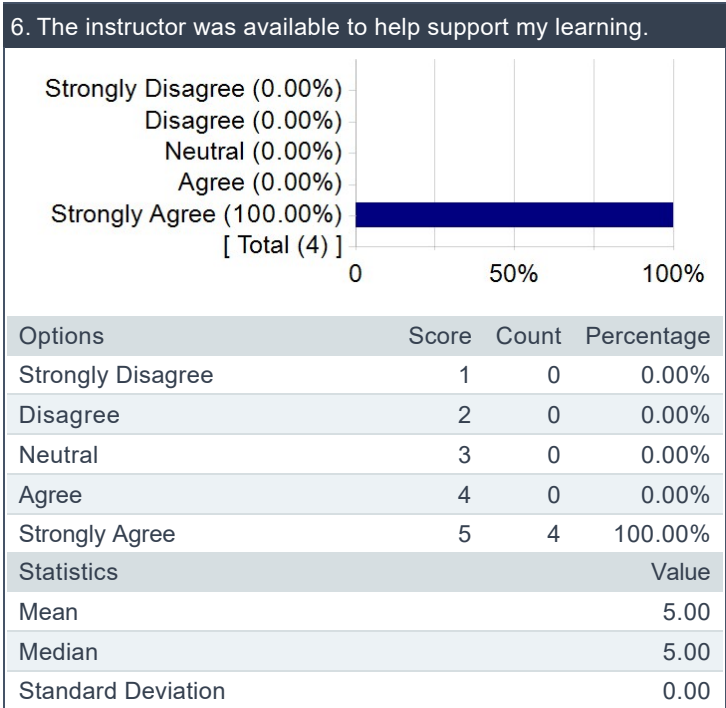
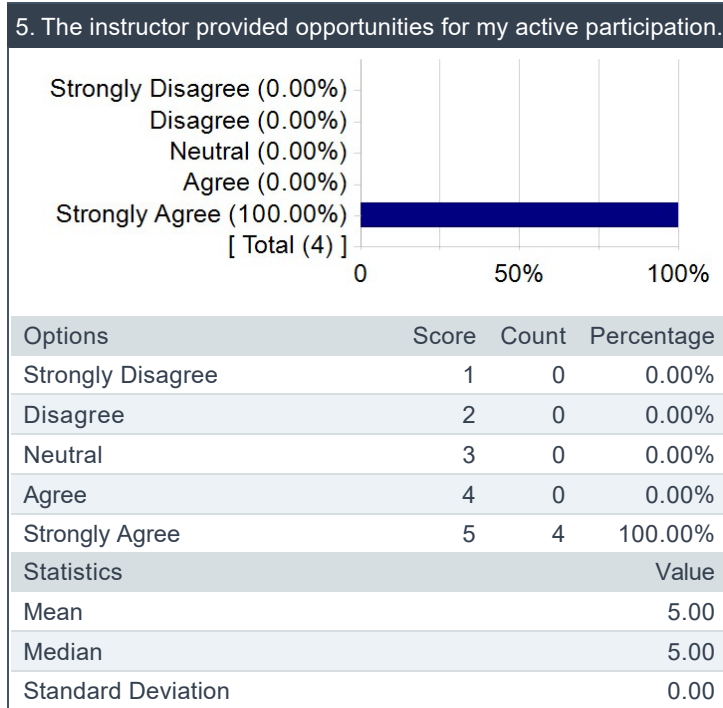


Options	Score	Count	Percentage
Strongly Disagree	1	0	0.00%
Disagree	2	0	0.00%
Neutral	3	0	0.00%
Agree	4	0	0.00%
Strongly Agree	5	4	100.00%
Statistics			Value
Mean			5.00
Median			5.00
Standard Deviation			0.00

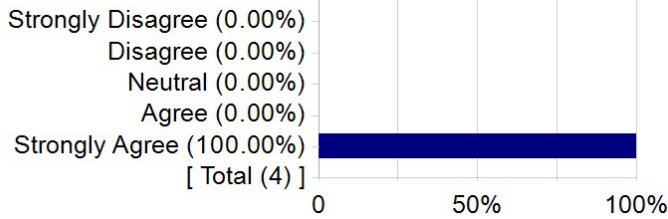
4. The instructor provided me prompt and useful feedback on my learning.



Options	Score	Count	Percentage
Strongly Disagree	1	0	0.00%
Disagree	2	0	0.00%
Neutral	3	0	0.00%
Agree	4	0	0.00%
Strongly Agree	5	4	100.00%
Statistics			Value
Mean			5.00
Median			5.00
Standard Deviation			0.00

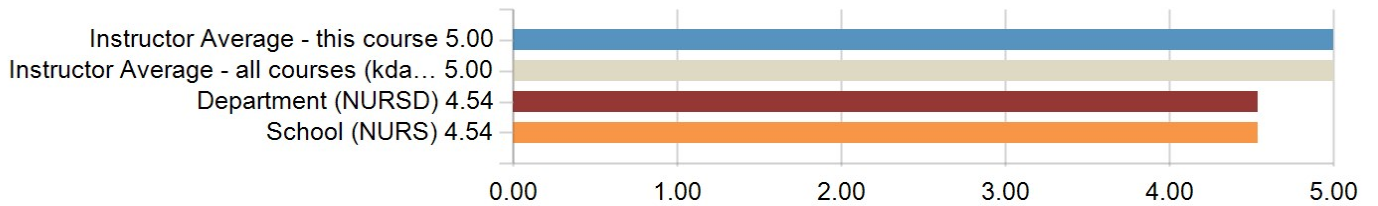


9. The instructor created an environment that respected difference and welcomed diverse perspectives.

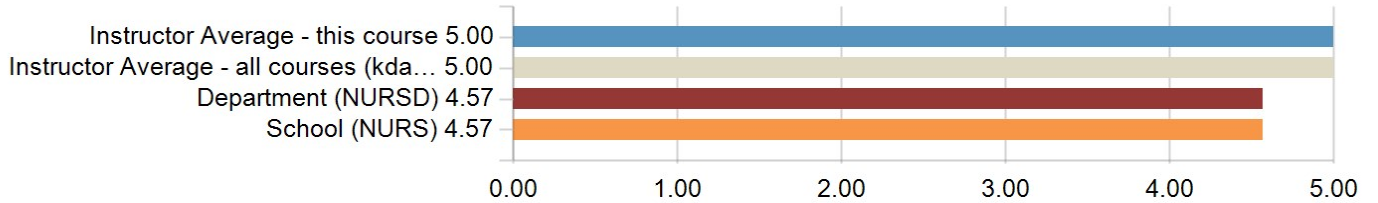


Options	Score	Count	Percentage
Strongly Disagree	1	0	0.00%
Disagree	2	0	0.00%
Neutral	3	0	0.00%
Agree	4	0	0.00%
Strongly Agree	5	4	100.00%
Statistics			Value
Mean			5.00
Median			5.00
Standard Deviation			0.00

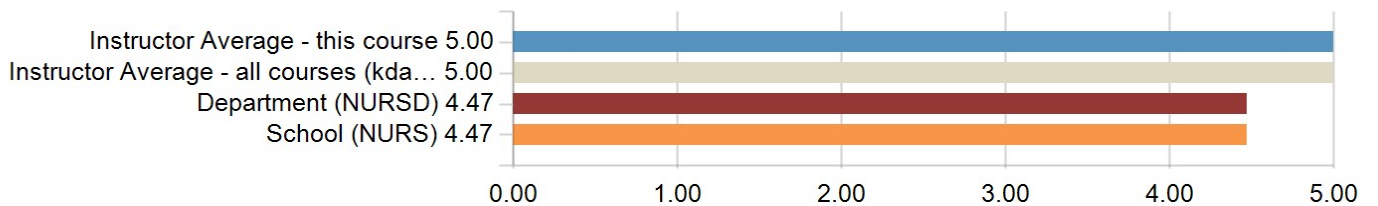
1. The instructor clearly communicated the course schedule and expectations for participation (e.g., readings, discussions).



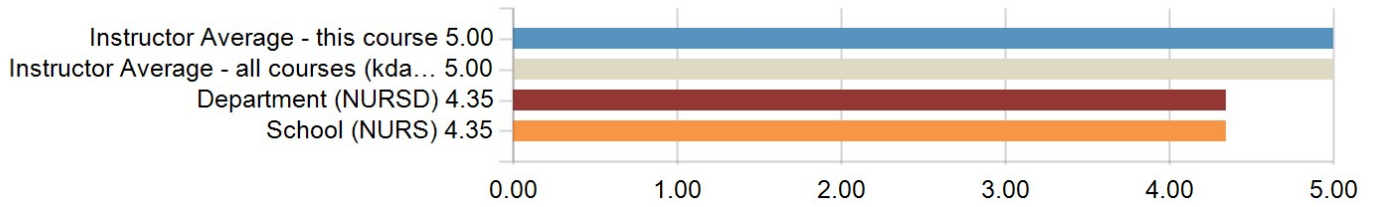
2. The instructor clearly communicated the course learning objectives.



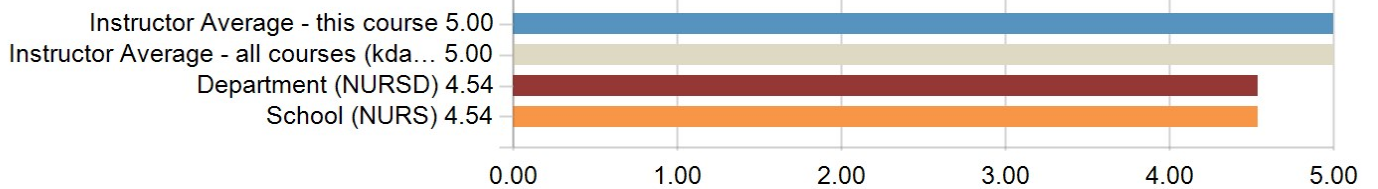
3. The instructor implemented learning activities and assignments that allowed me to demonstrate understanding of the course material.



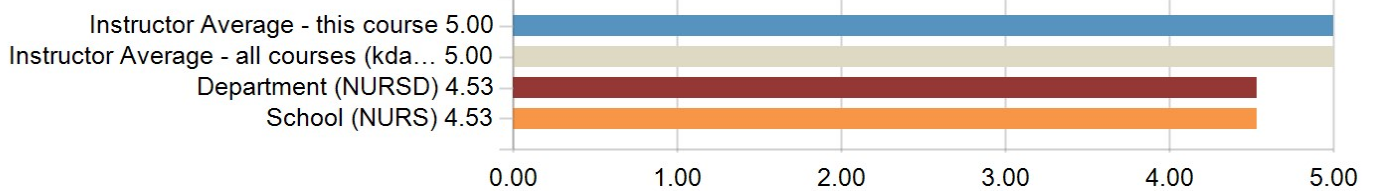
4. The instructor provided me prompt and useful feedback on my learning.



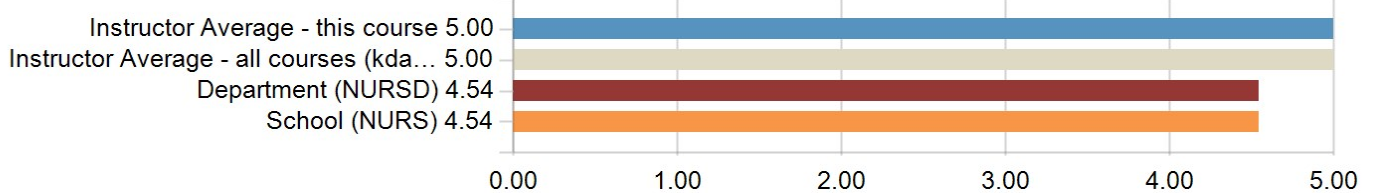
5. The instructor provided opportunities for my active participation.



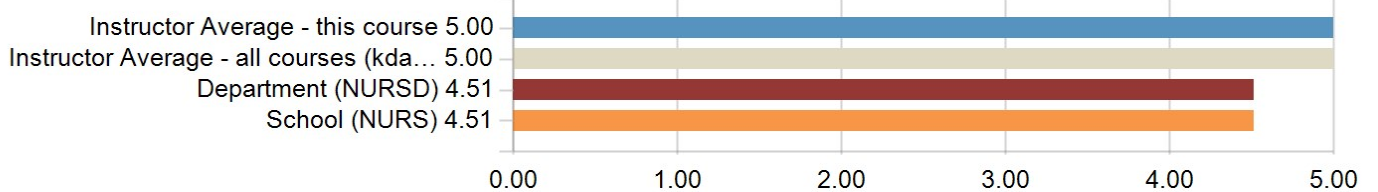
6. The instructor was available to help support my learning.



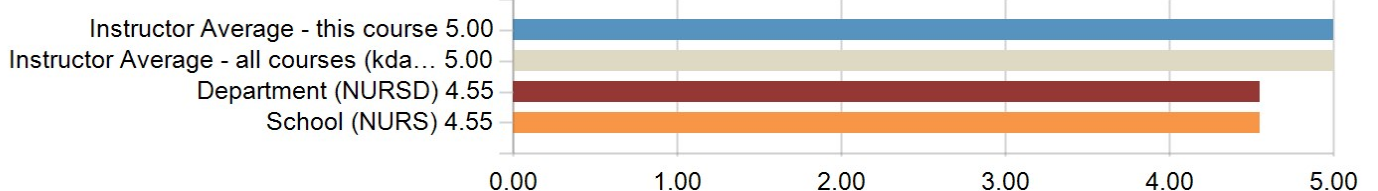
7. The instructor fostered an environment where I felt valued as an individual and that I belonged in the class.

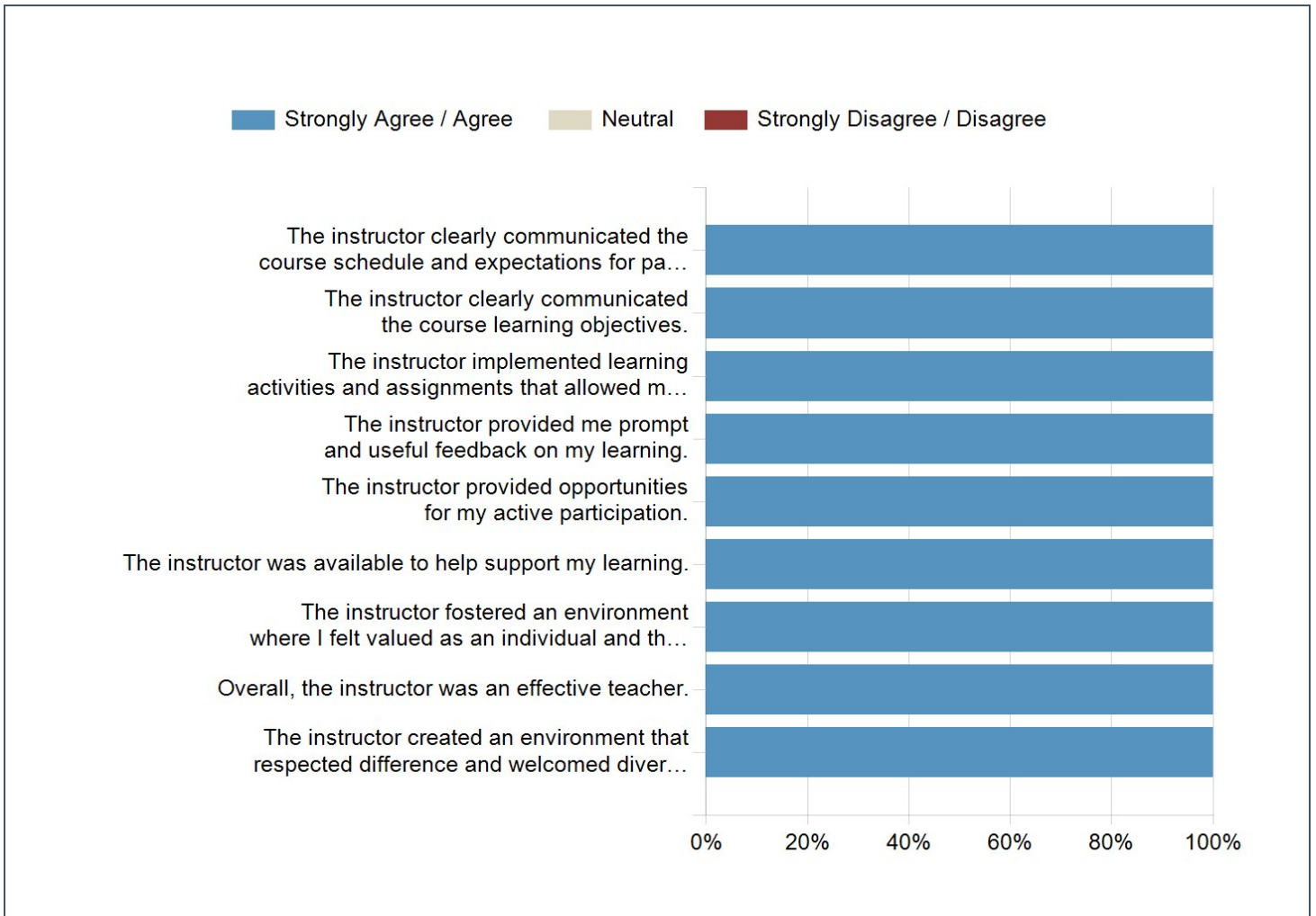


8. Overall, the instructor was an effective teacher.



9. The instructor created an environment that respected difference and welcomed diverse perspectives.





You selected "AGREE or STRONGLY AGREE" on the previous question: Please give specific examples as to how Kimberly Acquaviva created an environment that respected difference and welcomed diverse perspectives.

Comments
Professor always affirmed different perspectives and advocated for social justice/equity within the course.
Professor Acquaviva assigned roles to students based upon a discussion. This allowed us to try to think from other individuals perspective (such as a Hospital CEO, a Medicaid recipient, a 31 yo stage IV cancer patient). She also mentioned in the first recording her work with LGBTQA community and her passion for policy related to this community. As someone from the LGBTQA community, I found it very welcoming.
Professor Acquaviva was mindful of addressing people by their preferred names and pronouns. She welcomed different perspectives in discussion boards and had us write through different perspectives so we can understand and foster inclusivity.
Dr. Acquaviva always encouraged us to see things from varying perspectives—some of the discussion prompts actually assigned roles to us so that we could view various issues from different viewpoints or stakeholders which was invaluable. She also encouraged our discussion and frequently acknowledged varying viewpoints on hot topics. This is especially important in a class like Policy which can be so politically charged!

Instructor Comments

What constructive suggestions do you have to help Kimberly Acquaviva improve this course for future students?

Comments
None
I cannot think of a way she could possibly improve. She was engaging and involved. She helped me think "outside of the box" and see the bigger picture. It was a joy to have her as a professor for this course.
Health Policy with you was a great class, I learned a lot and have already applied some concepts in other classes within the CNL program. Thank you for a wonderful semester.
I really enjoyed this course and the robust discussions!